

OPERATION AND PARTS MANUAL



MULTIQUIP

Diamond Back

SP2 "STREET-PRO"

SLAB SAW

13HP & 20HP

HONDA GASOLINE ENGINES

SP213H20, SP2S13H20, SP2S20H20

MODEL # _____

SERIAL # _____

Revision #7 (09/08/06)

MQ SP2 SLAB SAW — SUGGESTED SPARE PARTS

SP2 SLAB SAW (13HP PUSH) 1 to 3 Units

Qty.	P/N	Description
3	16052	V-BELTS, DRIVE
1	29013-001	WRENCH, BOX END 1-1/2 IN.
1	60087	ROPE, FRONT POINTER 1/4 IN.
2	15081	GRIPS, HANDLE BAR 1 IN.
1	06922-003	BLADE SHAFT NUT, RIGHT SIDE
1	07038-016	BLADE SHAFT NUT, LEFT SIDE
1	26928-002	OUTER BLADE FLANGE
3	17210ZE3505	ELEMENT, AIR CLEANER
3	9807956846	SPARK PLUG
1	17620ZH7023	CAP, FUEL TANK
1	28462ZV7003	ROPE, RECOIL STARTER

SP2 SLAB SAW (20HP SELF-PROPELLED) 1 to 3 Units

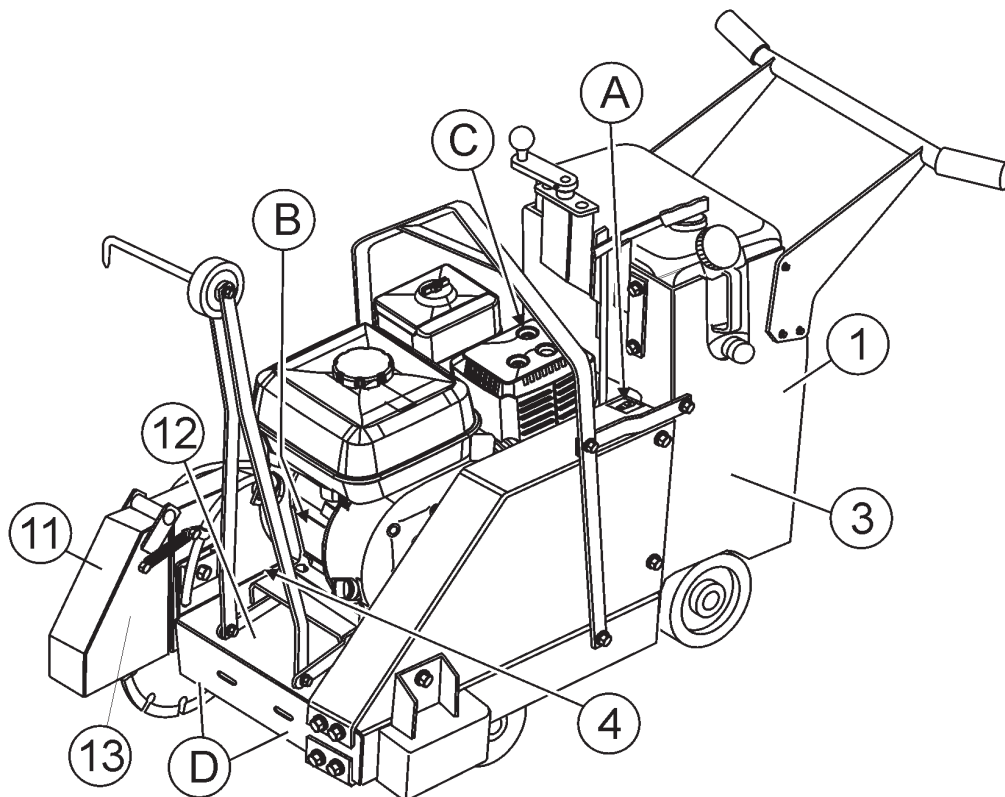
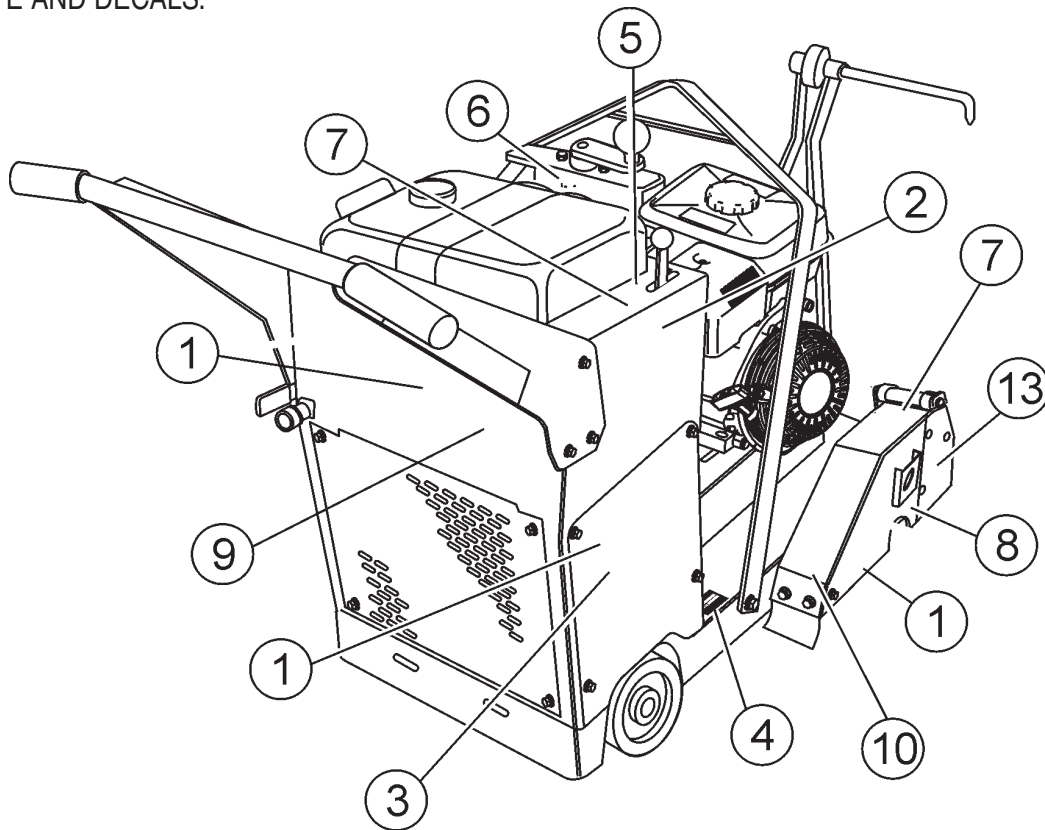
Qty.	P/N	Description
3	15897	V-BELTS, DRIVE
1	07055-051	V-BELTS, TRANSMISSION
1	29013-001	WRENCH, BOX END 1-1/2 IN.
1	60087	ROPE, FRONT POINTER 1/4 IN.
2	15081	GRIPS, HANDLE BAR 1 IN.
1	06922-003	BLADE SHAFT NUT, RIGHT
1	07038-016	BLADE SHAFT NUT, LEFT
1	26928-002	OUTER BLADE FLANGE
3	17210759013	ELEMENT, AIR CLEANER
3	1540090H305PE	OIL FILTER
3	9807956846	SPARK PLUG
1	15229	CAP, FUEL TANK
1	28462ZV7003	ROPE, RECOIL STARTER

SP2 SLAB SAW (13HP SELF-PROPELLED) 1 to 3 Units

Qty.	P/N	Description
3	16052	V-BELTS, DRIVE
1	07055-051	V-BELTS, TRANSMISSION
1	29013-001	WRENCH, BOX END 1-1/2 IN.
1	60087	ROPE, FRONT POINTER 1/4 IN.
2	15081	GRIPS, HANDLE BAR 1 IN.
1	06922-003	BLADE SHAFT NUT, RIGHT SIDE
1	07038-016	BLADE SHAFT NUT, LEFT SIDE
1	26928-002	OUTER BLADE FLANGE
3	17210ZE3505	ELEMENT, AIR CLEANER
3	9807956846	SPARK PLUG
1	17620ZH7023	CAP, FUEL TANK
1	28462ZV7003	ROPE, RECOIL STARTER

MQ SP2 SLAB SAW — NAME PLATE AND DECALS

NAME PLATE AND DECALS.



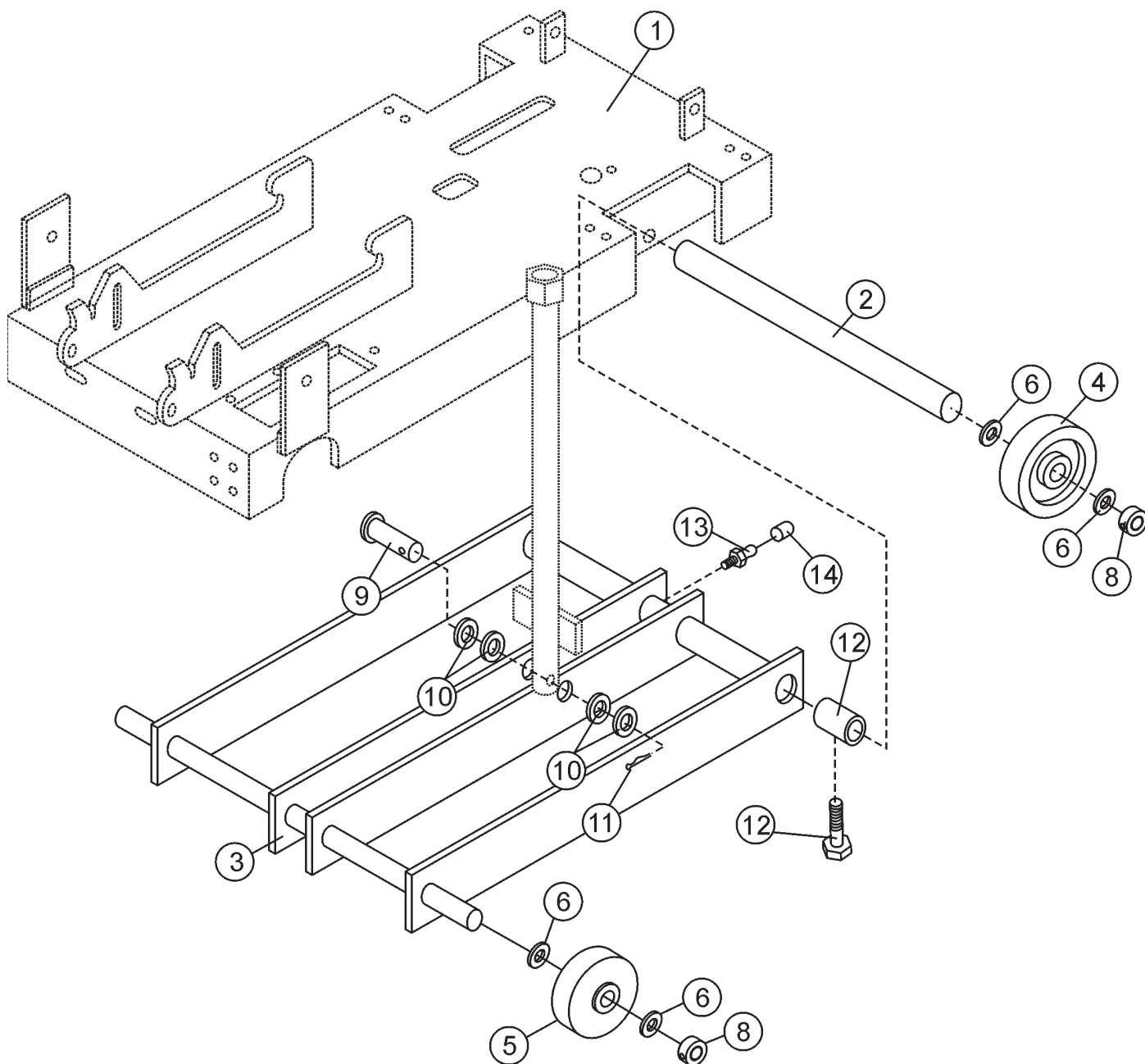
MQ SP2 SLAB SAW — NAME PLATE AND DECALS

NAME PLATE AND DECALS

<u>NO</u>	<u>PART NO</u>	<u>PART NAME</u>	<u>QTY.</u>	<u>REMARKS</u>
1	25782	DECAL, MQ DIAMONDBACK	4	
2	23596-001	DECAL, RECOMMENDED MAINTENANCE	1	
3	25784	DECAL, SP2	2	
4		NAMEPLATE	1 CONTACT MQ PARTS DEPT.
5	28853-001	DECAL, FORWARD/REVERSE LEVER	1	
6	20525	DECAL, PROP. 65	1	
7	22122-001	DECAL, SERIOUS INJURY WARNING	1	
8	25491	DECAL, CW ROTATION	1	
9	35137	DECAL, READ	1	
10	25260-001	DECAL, KEEP FEET CLEAR WARNING	1	
11	25249-001	DECAL, KEEP HANDS CLEAR WARNING	1	
12	13118	DECAL, POWDER COATED	1	
13	23330-001	DECAL, BELT GUARD CAUTION	2	
A	11246	DECAL, BELT DRIVE	1	
B	11246	DECAL, CHECK OIL LEVEL	1	
C	11246	DECAL, HOT	1	
D	11246	DECAL, LUBRICATION	2	

MQ SP2 SLAB SAW — UNDER CARRIAGE ASSY.

UNDER CARRIAGE ASSY.



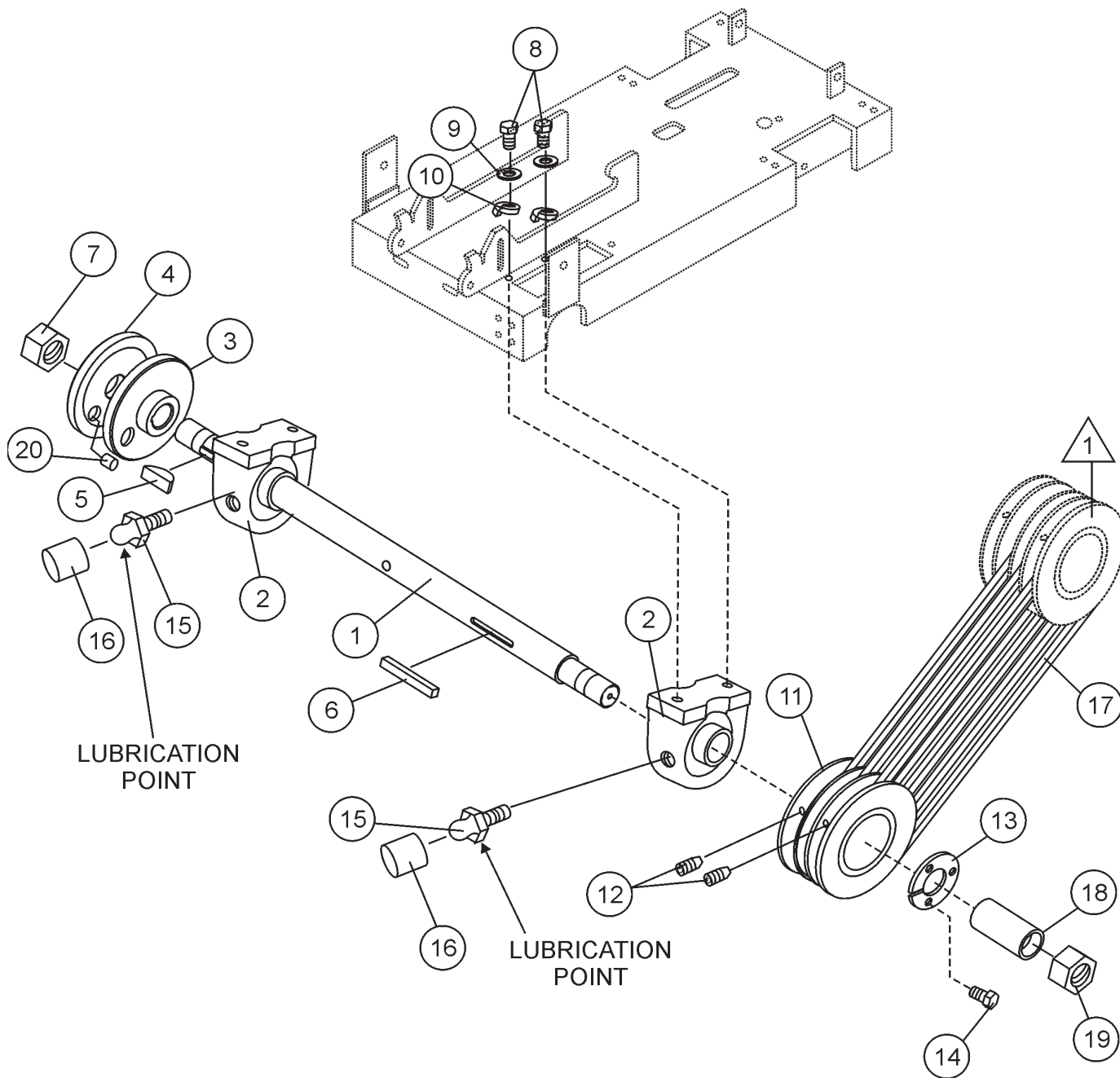
MQ SP2 SLAB SAW — UNDER CARRIAGE ASSY.

UNDERCARRIAGE ASSY.

<u>NO</u>	<u>PART NO</u>	<u>PART NAME</u>	<u>QTY.</u>	<u>REMARKS</u>
1	28777-352	FRAME ASSY. 16"/18"/20"	1	
2	28781-002	AXLE, REAR & FRONT	1	
3	28782-351	FRAME, UNDERCARRIAGEE ASSY.	1	
4	28086-001	WHEEL, 8 X 2 .75 ROLLER BEARING REAR	2	
5	28085-001	WHEEL, 5 X 2 .75 ROLLER BEARING FRONT	2	
6	8151	WASHER, FLAT SAE 3/4	8	
7	10065-090	BEARING PLAIN	2	
8	25181-001	COLLAR, SET 0.75 X 1.50 X .50, SPLIT	4	
9	8081	PIN, CLEVIS 1/2 X 2-3/4	1	
10	0447	WASHER, FLAT SAE 1/2	4	
11	3216	PIN, COTTER 1/8D X 1	1	
12	0685	SCREW, SHS 5/16-18 X 5/16	2	
13	2621	ZERK, GREASE STR. 1/4-28	1	
14	1162 A	CAP, ZERK FITTING	1	

MQ SP2 SLAB SAW — BLADE SHAFT ASSY.

BLADE SHAFT ASSY.



NOTES:

- 1
 ENGINE PULLEY,
 13HP & 20HP HONDA
 ENGINE ASSY., ITEM 2

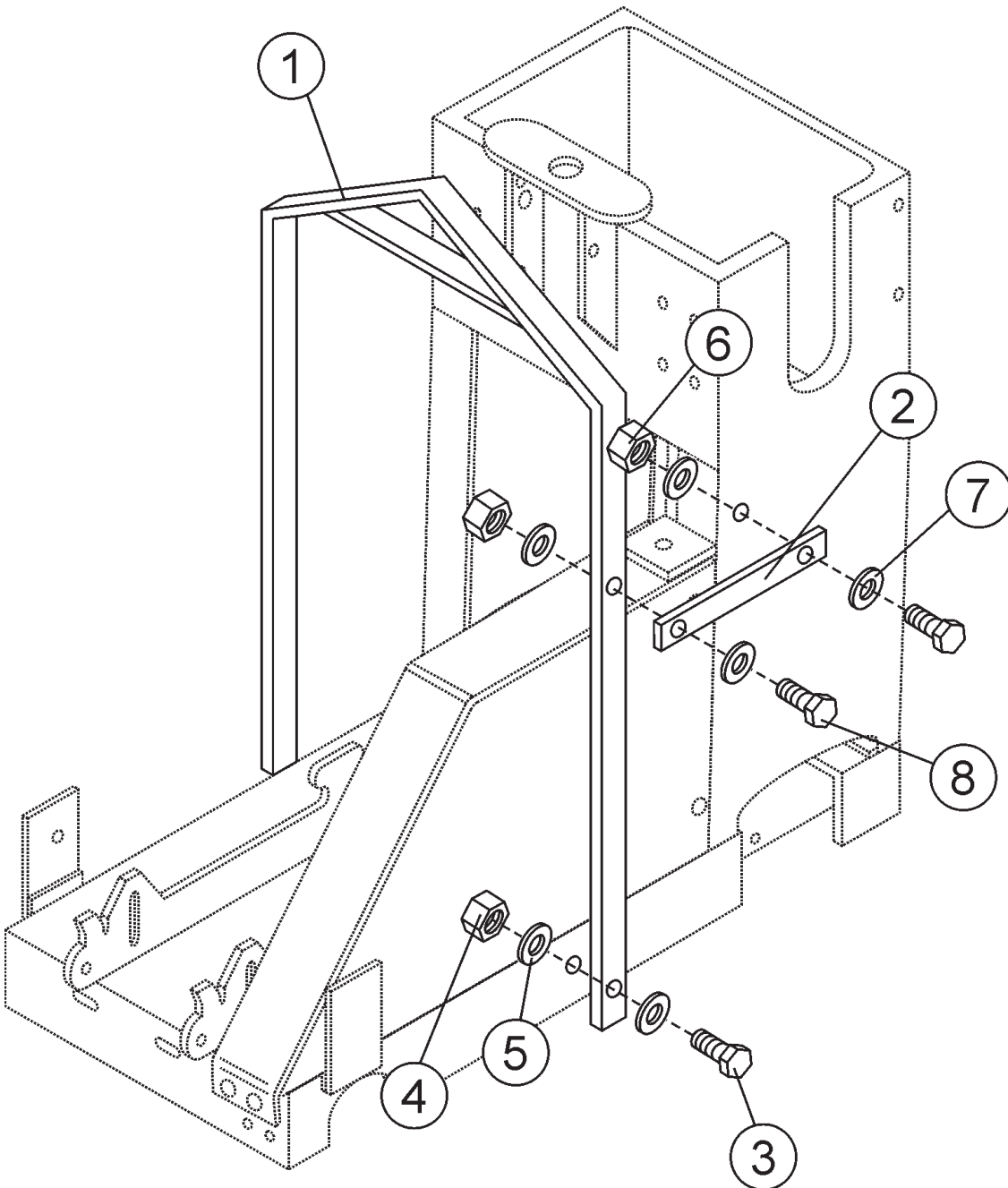
MQ SP2 SLAB SAW — BLADE SHAFT ASSY.

BLADE SHAFT ASSY.

<u>NO</u>	<u>PART NO</u>	<u>PART NAME</u>	<u>QTY.</u>	<u>REMARKS</u>
1	28807-002	SPINDLE, BLADE	1	
2	28081-001	BEARING, PILLOW BLOCK 1.25ID AS206-20	2	
3	28811-002	FLANGE, BLADE INSIDE 4.0OD X 1.0ID	1	
4	26928-002	FLANGE, BLADE OUTSIDE 1.0ID X5.0OD X 56	1	
	26928-004	FLANGE, BLADE OUTSIDE 1.0ID X4.0OD X 56	1	
5	0125	KEY, WOODRUFF #15	1	
6	6059 B	KEY, 1/4"SQ. X 2", 1018 STOCK	1	
7	06922-003	NUT, HEX JAM LH 1-14 PLATED	1	
8	06502-012	SCREW, HHC 7/16-14 X 1-1/2	4	
9	2955	WASHER, LOCK 7/16 ZINC	4	
10	0448	WASHER, FLAT SAE 7/16	4	
11	25172-003	PULLEY, BLADE SHAFT, 3F3V33X112	1	13 HP PUSH & 20 IN. SELF-PROP. MODELS
11	23280-001	PULLEY, BLADE SHAFT, 43V4.12	1	20 IN. SELF-PROP. MODELS
12	1528	SCREW, SHS	2	
13	28841-001	BUSHING, SPLIT TYPE	1	
14	0424	SCREW, 1/4-20 X 1-1/4	3	
15	2621	ZERK FITTING	2	
16	1162 A	CAP,GREASE ZERK, #2 RED	2	
17	16052	V-BELT, 3V x 335	3	13 HP PUSH & SELF-PROP. MODELS
17	15897	V-BELT, 3V x 355	4	
18	23250-002	SPACER, SPINDLE	1	
19	07038-016	NUT, HEX JAM 1"-14 PLATED	1	
20	15046	PIN, DOWEL 3/8 x 1-1/4 LG	1	

MQ SP2 SLAB SAW — LIFTING BALE ASSY.

LIFTING BALE ASSY.



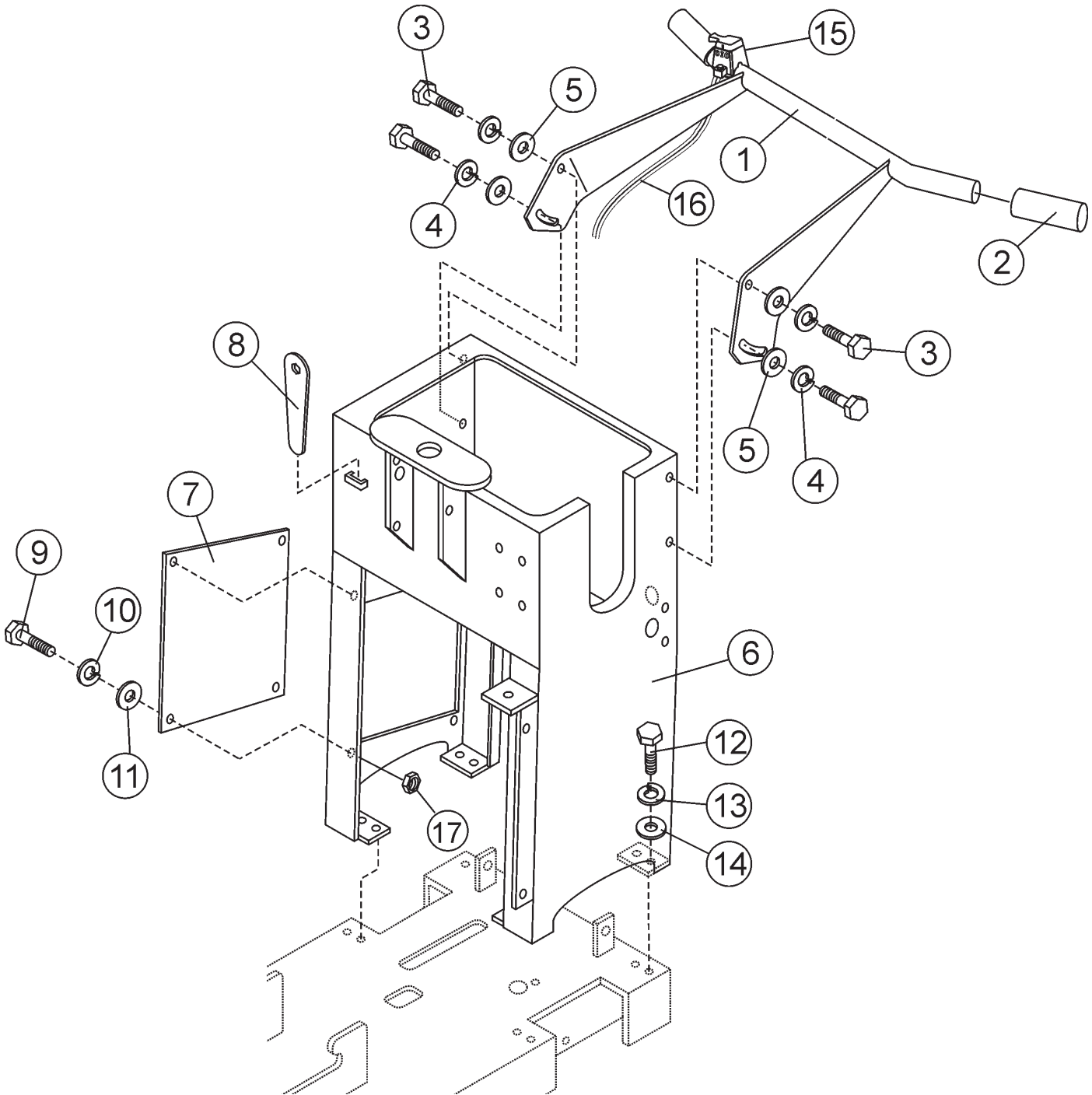
MQ SP2 SLAB SAW — LIFTING BALE ASSY.

LIFTING BALE ASSY.

<u>NO</u>	<u>PART NO</u>	<u>PART NAME</u>	<u>QTY.</u>	<u>REMARKS</u>
1	28890-351	13HP, LIFT BALE ASSY.	1	
1	28890-352	20HP, LIFT BAIL ASSY.	1	
2	28893-001	BRACE, 13HP BAIL	1	
2	28893-002	BRACE, 20HP BAIL	1	
3	0205	SCREW, HHC 3/8-16 X 1.0	2	
4	10133	NUT, NYLOC 3/8-16	2	
5	10136	WASHER, FLAT SAE 3/8	4	
6	5283	NUT, NYLOC 5/16-18	2	
7	0300 B	WASHER, FLAT SAE 5/16	4	
8	0202	SCREW, HHC 5/16-18 X 1 ZINC	2	

MQ SP2 SLAB SAW — CONSOLE ASSY. (PUSH MODELS)

CONSOLE ASSY. (PUSH MODELS)



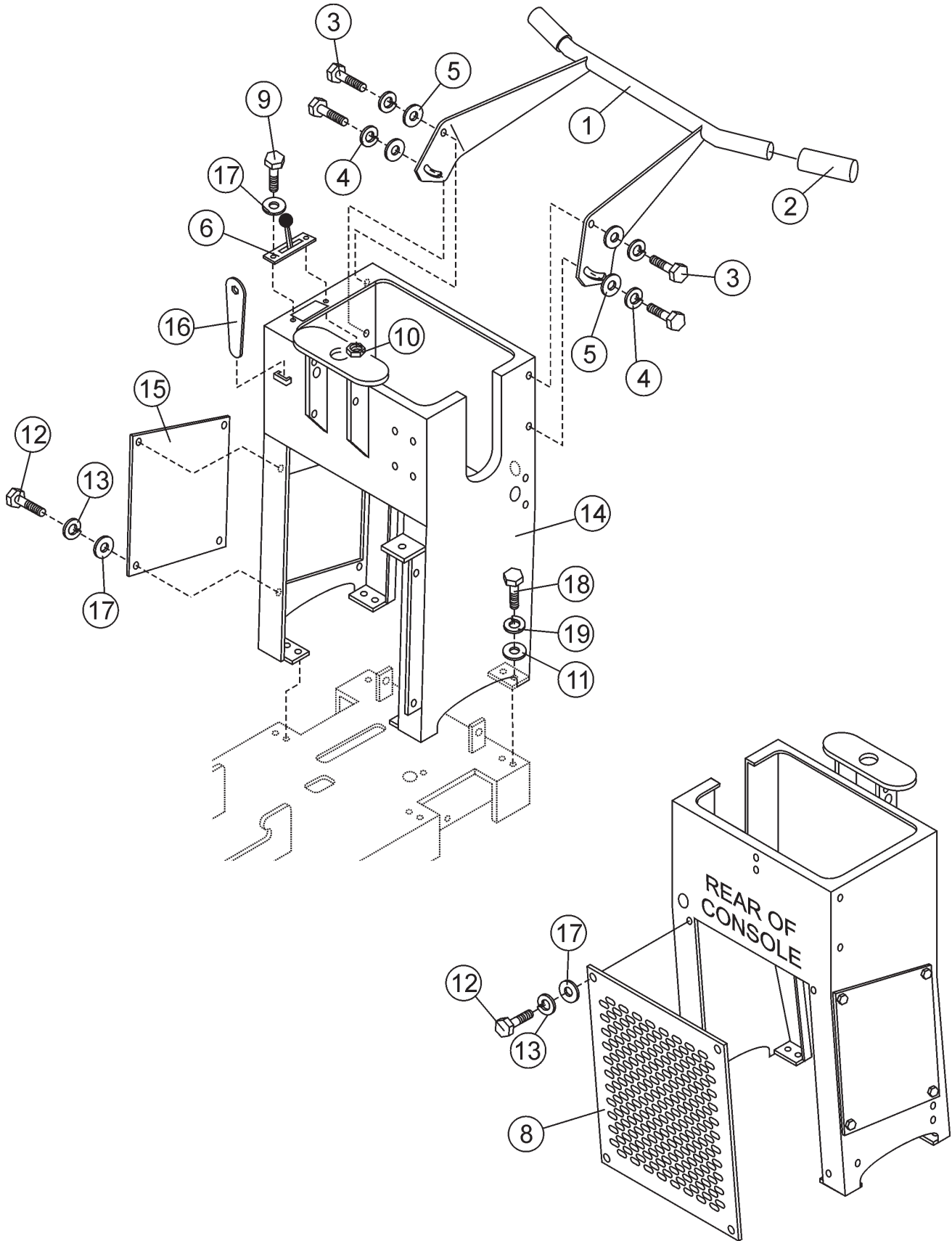
MQ SP2 SLAB SAW — CONSOLE ASSY. (PUSH MODELS)

CONSOLE ASSY. PUSH

<u>NO</u>	<u>PART NO</u>	<u>PART NAME</u>	<u>QTY.</u>	<u>REMARKS</u>
1	28796-351	HANDLE ASSY.	1	
2	15081	GRIP, 1"ID, H/W #40001610055	2	
3	4196	SCREW, HHC 3/8-16 X .75	4	
4	0166 A	WASHER, LOCK 3/8 MED.	4	
5	10136	WASHER, FLAT SAE 3/8	4	
6	28791-751	HOUSING ASSY. - RED	1	
7	28805-701	COVER, CONSOLE SIDE - RED	1	
8	29013-001	WRENCH, BOX END 1 1/2	1	
9	1579	SCREW, HHC 1/4-20 X 1/2	4	
10	0181 B	WASHER, LOCK 1/4 MED.	8	
11	0948	WASHER, FLAT SAE 1/4	4	
12	0205	SCREW, HHC 3/8-16 X 1.0	8	
13	0166 A	WASHER, LOCK 3/8 MED.	8	
14	4001	WASHER, FLAT USS 3/8 PLD	8	
15	35127	SWITCH, ENGINE ON/OFF	1	SAFETY ITEM
16	35200	WIRE, ENGINE ON/OFF SWITCH	1	SAFETY ITEM
17	19266	BLIND NUT, 1/4-20	4	

MQ SP2 SLAB SAW — CONSOLE ASSY. (SELF-PROPELLED MODELS)

CONSOLE ASSY. (SELF- PROPELLED MODELS)



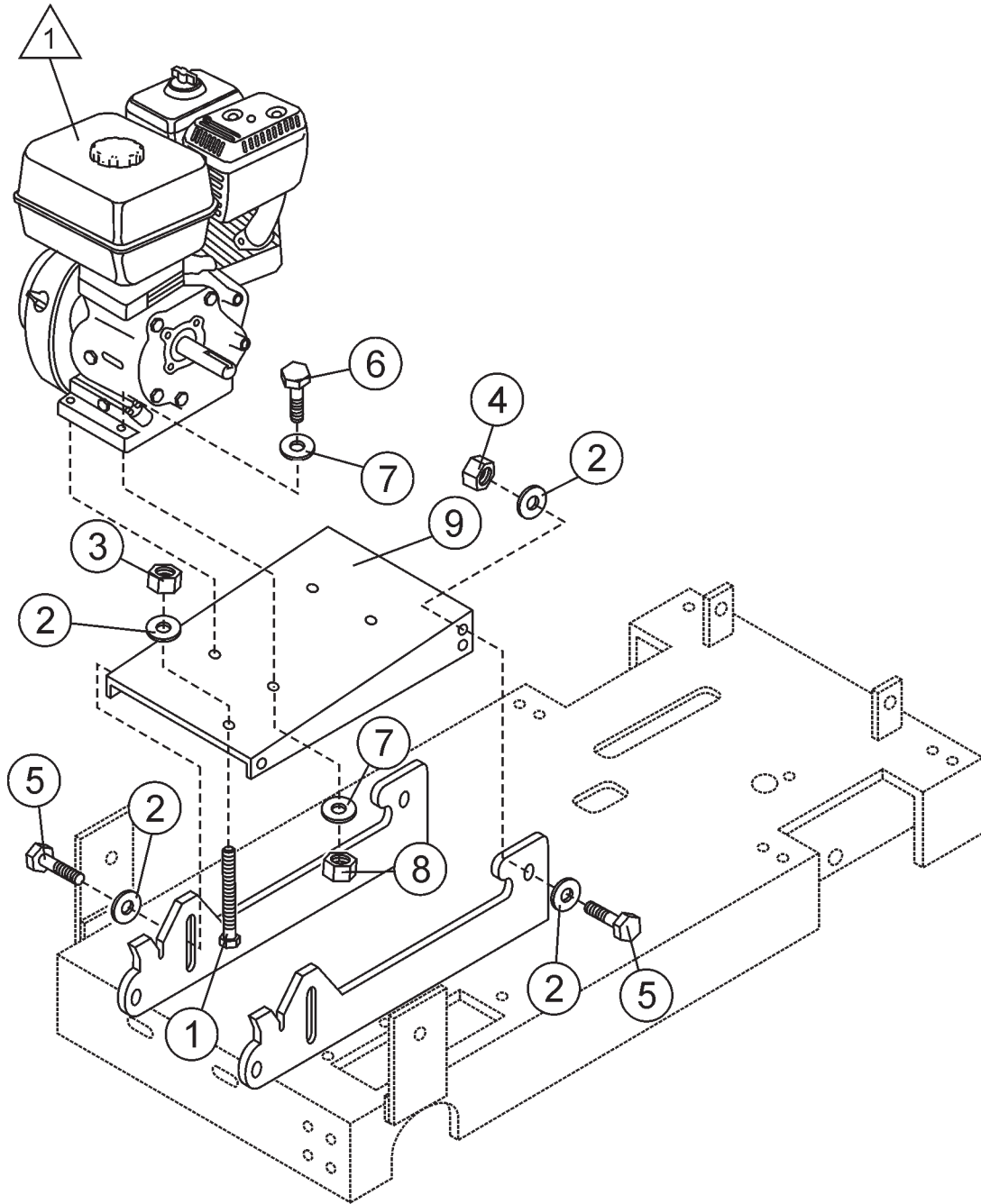
MQ SP2 SLAB SAW — CONSOLE ASSY. (SELF-PROPELLED MODELS)

CONSOLE ASSY. (SELF- PROPELLED MODELS)


<u>NO</u>	<u>PART NO</u>	<u>PART NAME</u>	<u>QTY.</u>	<u>REMARKS</u>
1	28796-351	HANDLE ASSY.	1	
2	15081	GRIP, 1" ID	2	
3	4196	SCREW, HHC 3/8-16 X .75	4	
4	0166 A	WASHER, LOCK 3/8 MED.	4	
5	10136	WASHER, FLAT SAE 3/8	4	
6	28091-401	SHIFT CONTROL ASSY.	1	
8	28834-001	COVER, REAR	1	
9	0131 A	SCREW, HHC 1/4-20 X 3/4	2	
10	1002 4	NUT, NYLOC 1/4-20	2	
11	4001	WASHER, FLAT USS 3/8 PLD	8	
12	1579	SCREW, HHC 1/4-20 X 1/2	8	
13	0181 B	WASHER, LOCK 1/4 MED.	8	
14	28791-751	HOUSING ASSY. - RED	1	
15	28805-701	COVER, CONSOLE SIDE, - RED	1	
16	29013-001	WRENCH, BOX END 1 1/2	1	
17	0948	WASHER, FLAT SAE 1/4	4	
18	0205	SCREW, HHC 3/8-16 X 1.0	8	
19	0166 A	WASHER, LOCK 3/8 MED.	8	

MQ SP2 SLAB SAW — 13HP HONDA ENGINE MOUNT ASSY.

13HP HONDA ENGINE MOUNT ASSY.



NOTES:

 ENGINE SHOWN FOR MOUNTING PURPOSE ONLY
ENGINE MAY NOT LOOK LIKE ILLUSTRATION

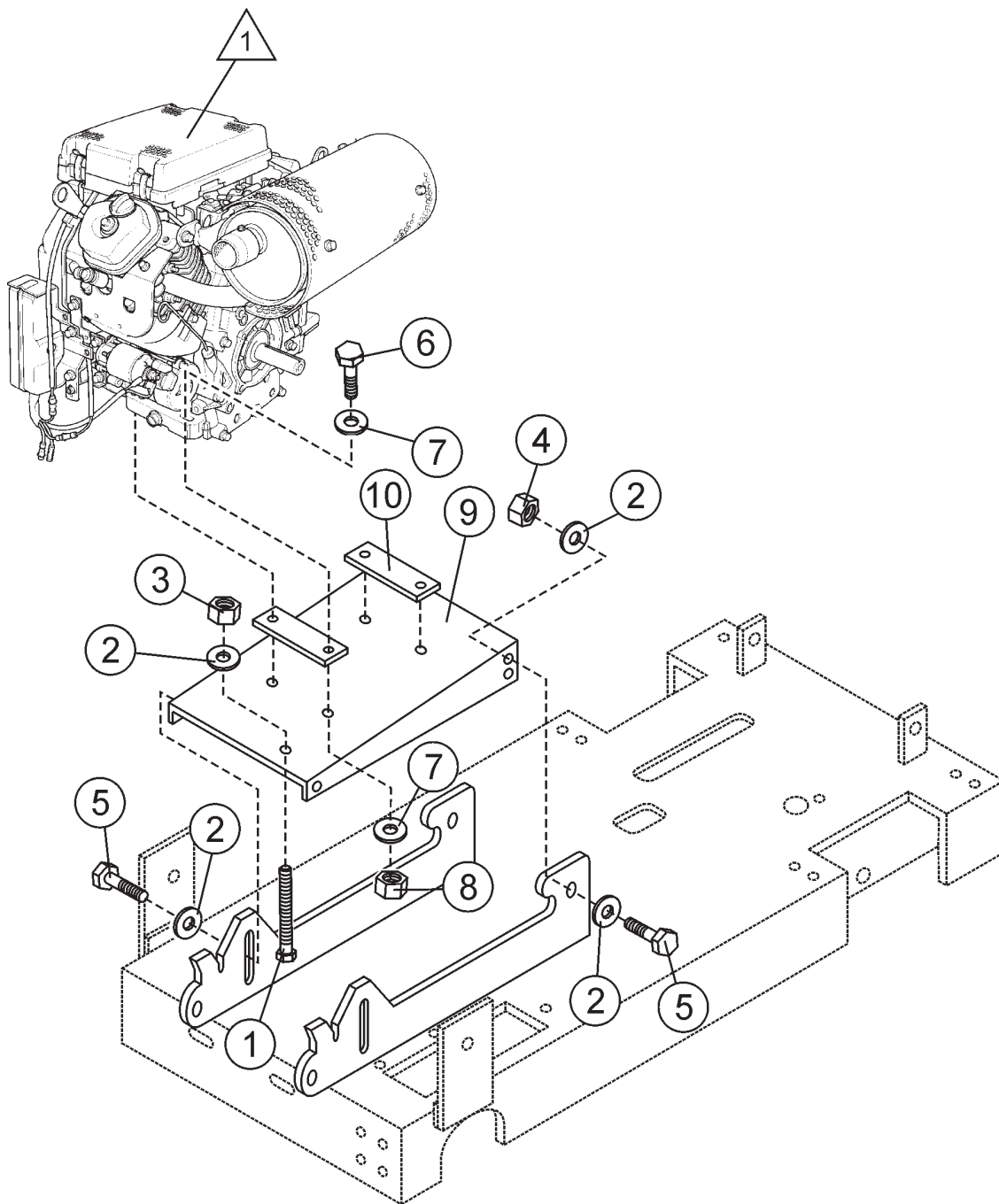
MQ SP2 SLAB SAW — 13HP HONDA ENGINE MOUNT ASSY.

13HP HONDA ENGINE MOUNT ASSY.


<u>NO</u>	<u>PART NO</u>	<u>PART NAME</u>	<u>QTY.</u>	<u>REMARKS</u>
1	15868-032	SCREW, SQHS 1/2-13 X 4, CUP PLAIN	1	
2	0447	WASHER, FLAT SAE 1/2	9	
3	968011	NUT, HEX FINISH 1/2-13	1	
4	10176	NUT, NYLOC 1/2-13	4	
5	3214	SCREW, HHC 1/2-13 X 1 1/4	4	
6	9154	SCREW, HHC 3/8-16 X 1 3/4	4	
7	10136	WASHER, FLAT SAE 3/8	8	
8	10133	NUT, NYLOC 3/8-16	4	
9	28804-351	ENGINE BASE ASSY.	1	

MQ SP2 SLAB SAW — 20HP HONDA ENGINE MOUNT ASSY.

20HP HONDA ENGINE MOUNT ASSY.



NOTES:

 ENGINE SHOWN FOR MOUNTING PURPOSE ONLY
ENGINE MAY NOT LOOK LIKE ILLUSTRATION

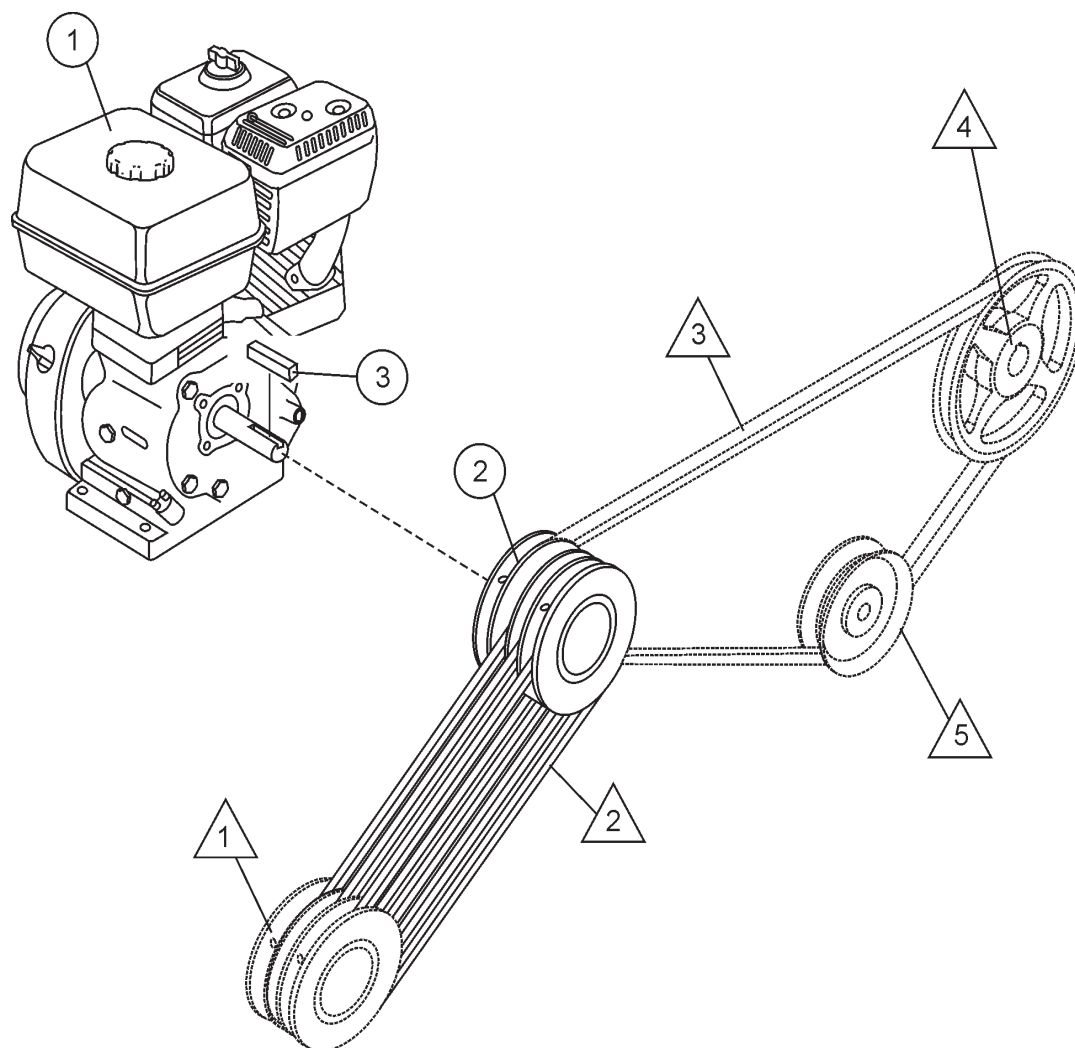
MQ SP2 SLAB SAW — 20HP HONDA ENGINE MOUNT ASSY.

20HP HONDA ENGINE MOUNT ASSY.

<u>NO</u>	<u>PART NO</u>	<u>PART NAME</u>	<u>QTY.</u>	<u>REMARKS</u>
1	15868-032	SCREW, SQHS 1/2-13 X 4, CUP PLAIN	1	
2	0447	WASHER, FLAT SAE 1/2	9	
3	968011	NUT, HEX FINISH 1/2-13	1	
4	10176	NUT, NYLOC 1/2-13	4	
5	3214	SCREW, HHC 1/2-13 X 1 1/4	4	
6	4370	SCREW, HHC 3/8-16 X 2 1/4	4	
7	10136	WASHER, FLAT SAE 3/8	8	
8	10133	NUT, NYLOC 3/8-16	4	
9	28804-351	ENGINE BASE ASSY.	1	
10	27044-001	SPACER	2	

MQ SP2 SLAB SAW — 13HP HONDA ENGINE ASSY.

13HP HONDA ENGINE ASSY.



NOTES:



SEE BLADE SHAFT
ASSY., ITEM 11



SEE HYDROSTATIC DRIVE
ASSY., ITEM 14



SEE BLADE SHAFT
ASSY., ITEM 17



SEE HYDROSTATIC DRIVE
ASSY., ITEM 15



SEE HYDROSTATIC DRIVE
ASSY., ITEM 25

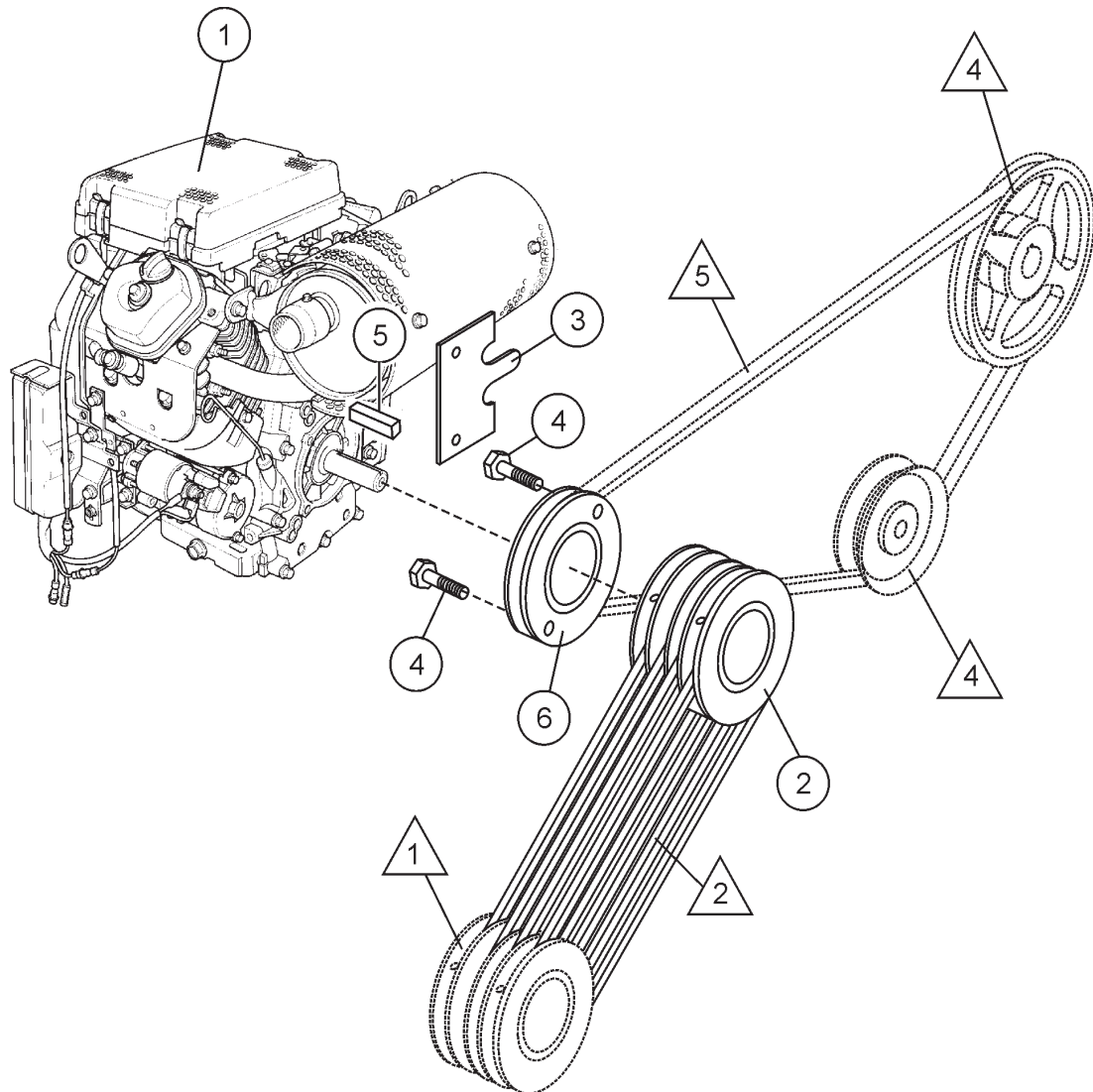
MQ SP2 SLAB SAW — 13HP HONDA ENGINE ASSY.

13HP HONDA ENGINE ASSY.

<u>NO</u>	<u>PART NO</u>	<u>PART NAME</u>	<u>QTY.</u>	<u>REMARKS</u>
1	15103	ENGINE, HONDA 13HP, GX390K1QWT2	1	
2	23665-001	PULLEY, ENGINE 13 HP, 3F3V26X1	1	13HP PUSH MODELS
2	23703-003	PULLEY, ENGINE 13 HP, 4F3V26X1	1	13HP SELF-PROP MODELS
3	6059 B	KEY 1/4" SQ. X 2, 1018 STOCK	1	

MQ SP2 SLAB SAW — 20HP HONDA ENGINE ASSY.

20HP HONDA ENGINE ASSY.



NOTES:



SEE BLADE SHAFT
ASSY., ITEM 11



SEE HYDROSTATIC DRIVE
ASSY., ITEM 14



SEE BLADE SHAFT
ASSY., ITEM 17



SEE HYDROSTATIC DRIVE
ASSY., ITEM 15



SEE HYDROSTATIC DRIVE
ASSY., ITEM 25

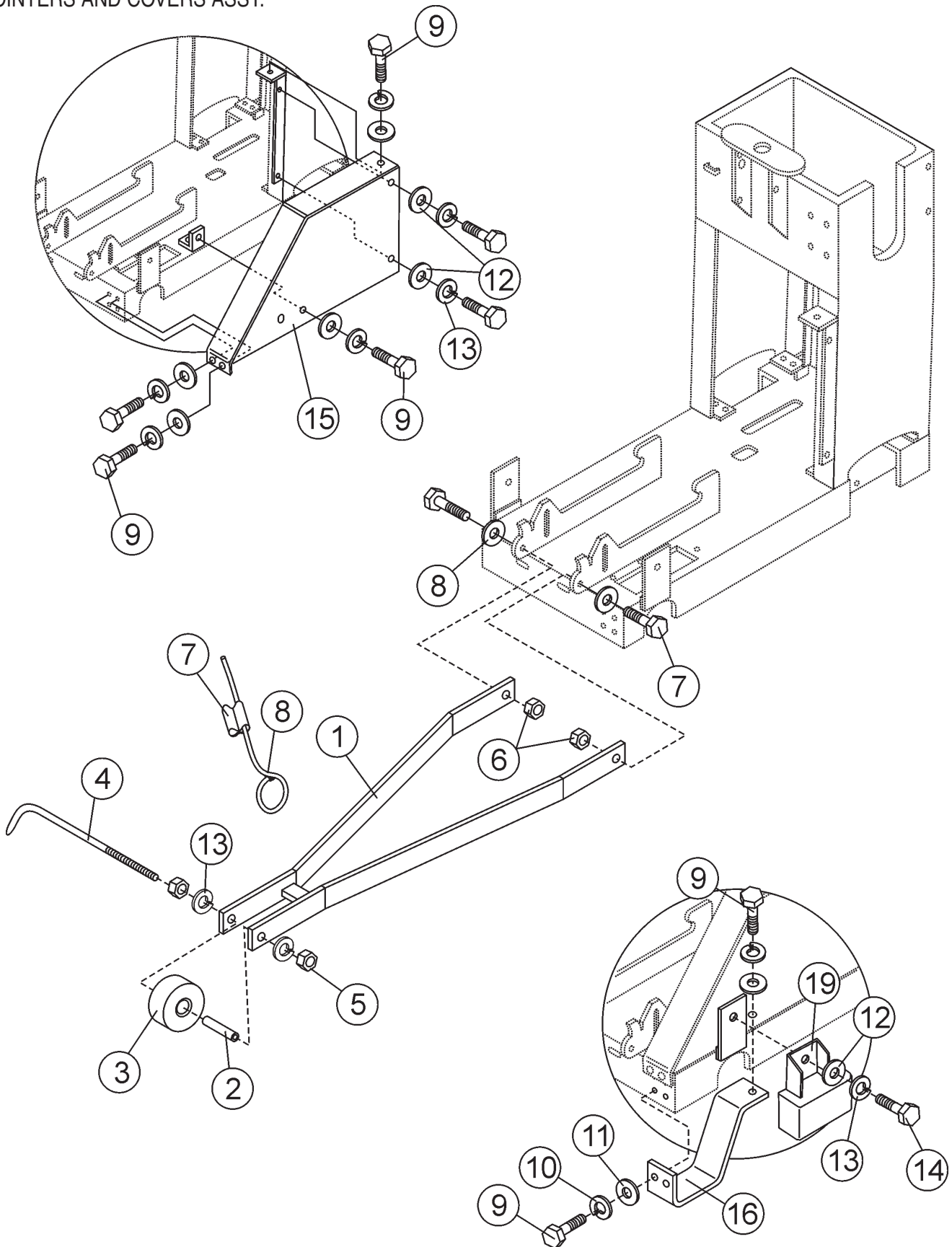
MQ SP2 SLAB SAW — 20HP HONDA ENGINE ASSY.

20HP HONDA ENGINE ASSY.

<u>NO</u>	<u>PART NO</u>	<u>PART NAME</u>	<u>QTY.</u>	<u>REMARKS</u>
1	15104	ENGINE, HONDA 20HP GX620TXF2	1	
2	28833-002	PULLEY, ENGINE C3 20H20, 4F3V412	1	
3	28099-001	MOUNT, IDLER SPRING	1	
4	923203	SCREW, SHC 1/4-20 X 3/4	2	
5	6059 B	KEY 1/4" SQ. X 2, 1018 STOCK	1	
6	28088-002	PULLEY, TRANSMISSION	2	

MQ SP2 SLAB SAW — POINTERS AND COVERS ASSY.

POINTERS AND COVERS ASSY.



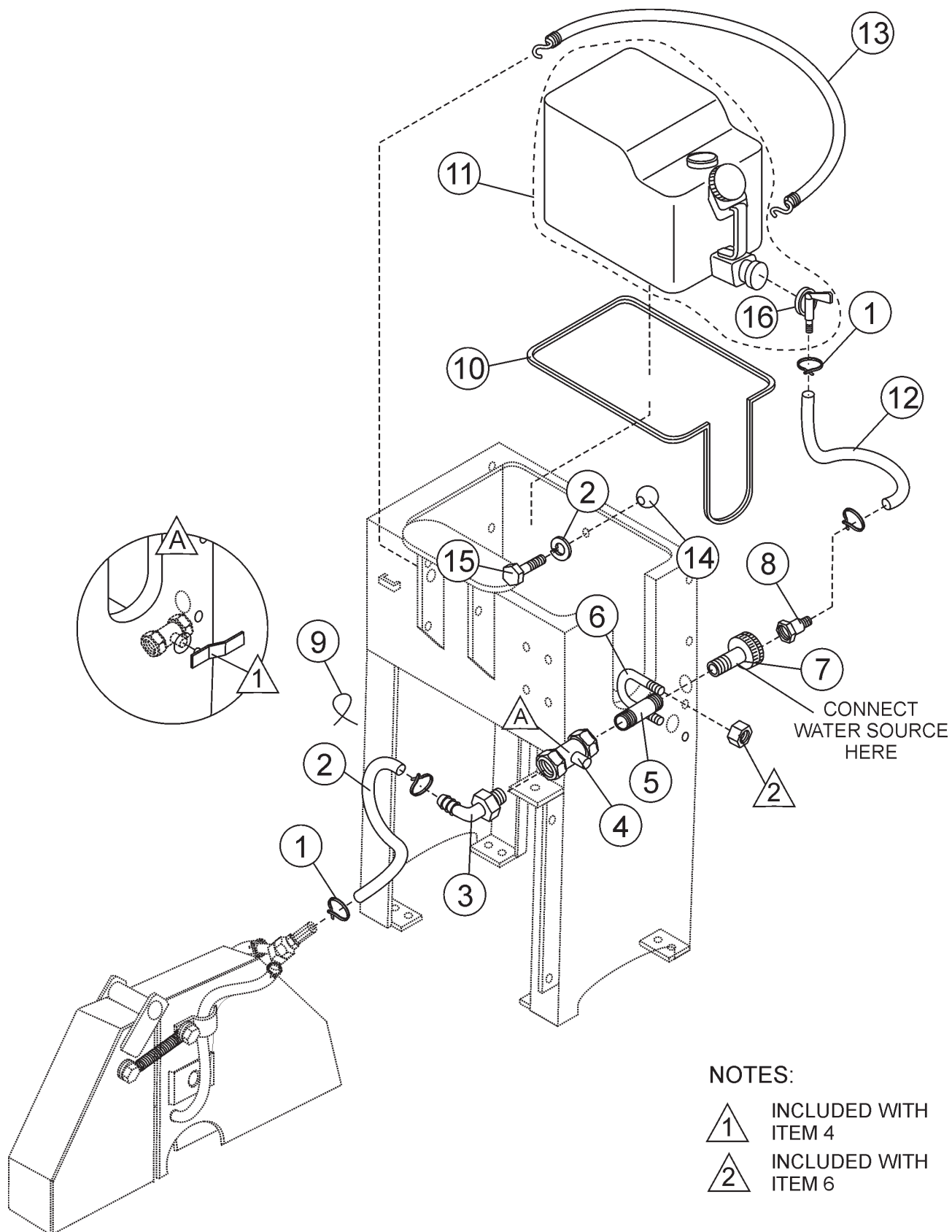
MQ SP2 SLAB SAW — POINTERS AND COVERS ASSY.

POINTER AND COVERS ASSY.

<u>NO</u>	<u>PART NO</u>	<u>PART NAME</u>	<u>QTY.</u>	<u>REMARKS</u>
1	28646-351	BLADE GUIDE WELDMENT	1	
2	28649-001	SPANNER BUSHING CSI	1	
3	28648-001	WHEEL, 3.00 X 1.25 .50 ID POLY CSI	1	
4	28647-001	POINTER	1	
5	1456	NUT, HEX FINISH 3/8-16	2	
6	10133	NUT, NYLOC 3/8-16	2	
7	15114	SLEEVE, SASH	2	
8	60087	ROPE, 1/4" NYLON, BRAIDED, WHITE	7	
9	0655	SCREW, HHC 5/16-18 X 3/4	7	
10	0161 C	WASHER, LOCK 5/16 MED.	7	
11	0300 B	WASHER, FLAT SAE 5/16	7	
12	10136	WASHER, FLAT SAE 3/8	3	
13	0166 A	WASHER, LOCK 3/8 MED.	3	
14	0205	SCREW, HHC 3/8-16 X 1.0	3	
15	28799-751	BELT GUARD, - RED	1	
16	28835-001	GUARD, PULLEY	1	
19	29745-754	SPINDLE GUARD ASSY. - RED	1	

MQ SP2 SLAB SAW — WATER SYSTEM ASSY.

WATER SYSTEM ASSY.



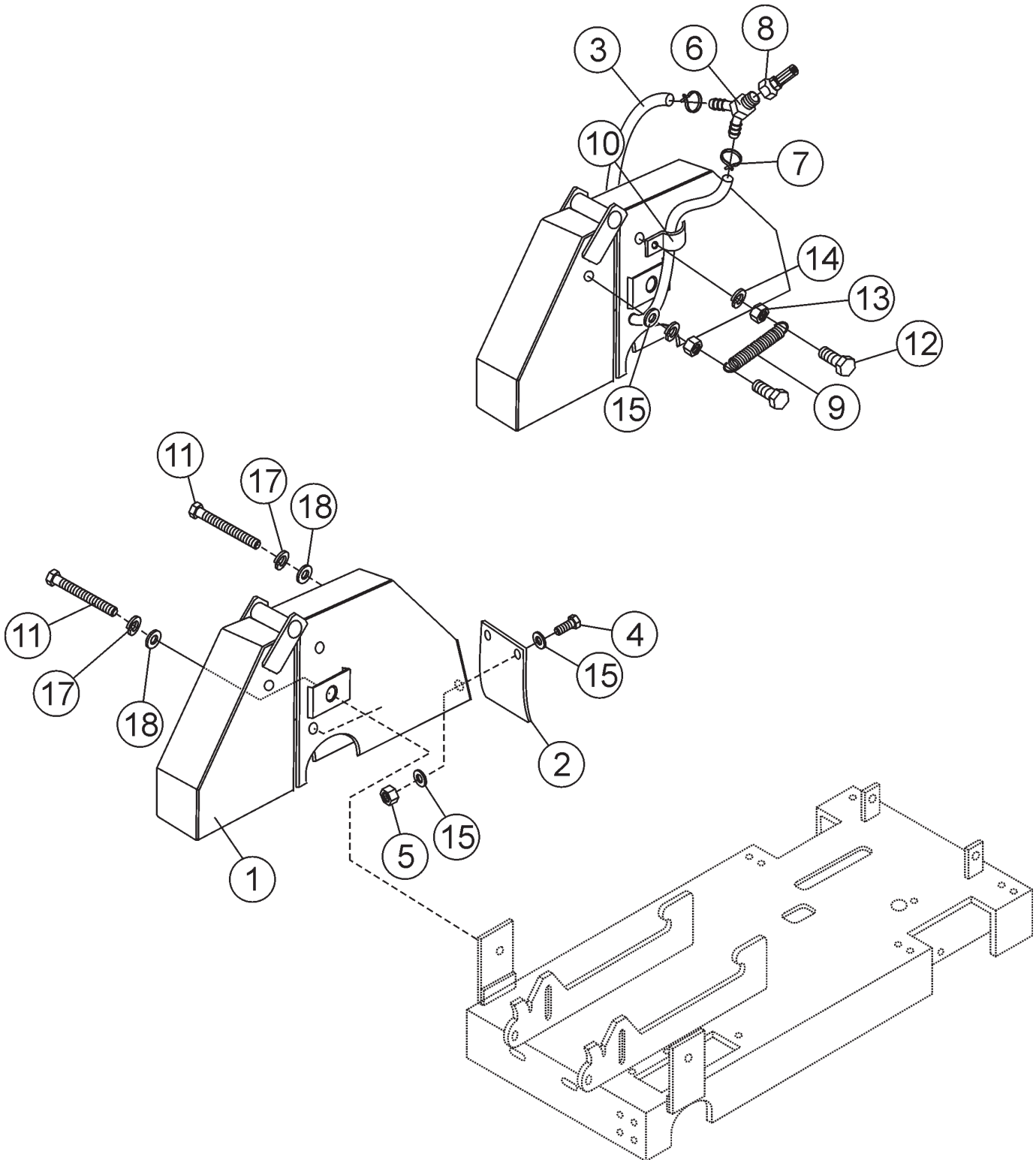
MQ SP2 SLAB SAW — WATER SYSTEM ASSY.

WATER SYSTEM FROM CONSOLE SP

<u>NO</u>	<u>PART NO</u>	<u>PART NAME</u>	<u>QTY.</u>	<u>REMARKS</u>
1	12694-008	HOSE CLAMP, SPRING TYPE 7/8 O.D HOSE	4	
2	23255-004	HOSE, WATER 1/2 X 37	1	
3	23566-001	FITTING, PLASTIC 90 1/2MP X 1/2BARB	1	
4	23259-001	VALVE, BALL 1/2 MPT BRASS NIBCO T585-70	1	
5	23254-001	FITTING, NIPPLE 1/2MP X 2 GALV.	1	
6	16378-009	U-BOLT W/NUTS	1	
7	15544	FITTING, BRASS 1/2FP-3/4F GRDN., STR	1	
8	24778-001	FITTING, BRASS 1/2 BARB X 3/4 GRDN	1	
9	1662	TIE, CABLE TY-RAP BLACK	2	
10	28861-501	TRIM KIT, WATER TANK RUBBER	1	
11	28089-001	TANK, 5 GAL. WATER	1	INCLUDES ITEM W/ *
12	27040-001	HOSE, 19 IN. VINYL WATER TANK	1	
13	28861-001	CORD, TANK RETAINER	1	
14	28860-001	KNOB	1	
15	06499-004	HHCS 1/4-20 x 1/2	1	
16*	28089-002	VALVE, WATER TANK (SPIGOT ONLY)	1	

MQ SP2 SLAB SAW — BLADE GUARD ASSY.

BLADE GUARD ASSY.



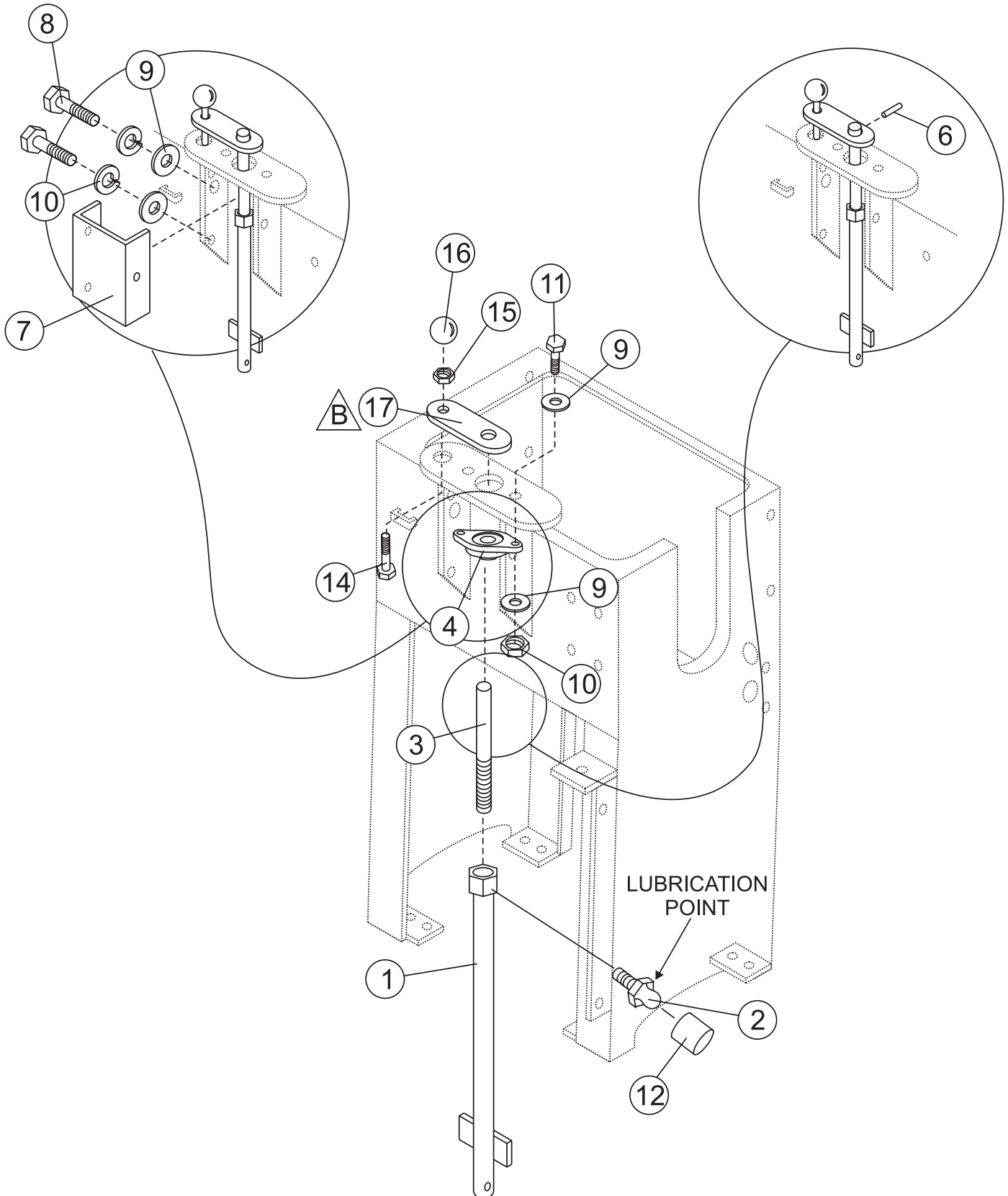
MQ SP2 SLAB SAW — BLADE GUARD ASSY.

BLADE GUARD ASSY.

<u>NO</u>	<u>PART NO</u>	<u>PART NAME</u>	<u>QTY.</u>	<u>REMARKS</u>
1	29406-754	BLADE GUARD W/A - RED	1	
2	28729-002	GUARD, SPLASH BLADE	1	
3	60021	HOSE, 3/8ID X 5/8OD BRAIDED PVC "PAC"	1.670	
4	0131 A	SCREW, HHC 1/4-20 X 3/4	2	
5	10024	NUT, NYLOC 1/4-20	2	
6	24642-001	Y-CONNECTOR 3/8	1	
7	12694-006	HOSE CLAMP, SPRING TYPE 3/4 O.D. HOSE	2	
8	24778-001	FITTING, BRASS 1/2BARB X 3/4F GRDN	1	
9	18626-001	SPRING TENSION, GUARD BLADE	2	
10	22129-001	PIPE STRAP 3/8	2	
11	21168	SCREW, HHC 3/8-16 X 4.75	1	
12	0424	SCREW, HHC 1/4-20 X 1 1/4	4	
13	0949	NUT, HEX FINISH 1/4-20 PLATED	4	
14	0181 B	WASHER, LOCK 1/4 MED.	4	
15	0948	WASHER, FLAT SAE 1/4	6	
16	0205	SCREW, HHC 3/8-16 X 1.0	1	
17	0166 A	WASHER, LOCK 3/8 MED.	2	
18	10136	WASHER, FLAT SAE 3/8	2	

MQ SP2 SLAB SAW — MANUAL RAISE AND LOWER ASSY. (20 IN.)

MANUAL RAISE AND LOWER ASSY. (20 IN.)



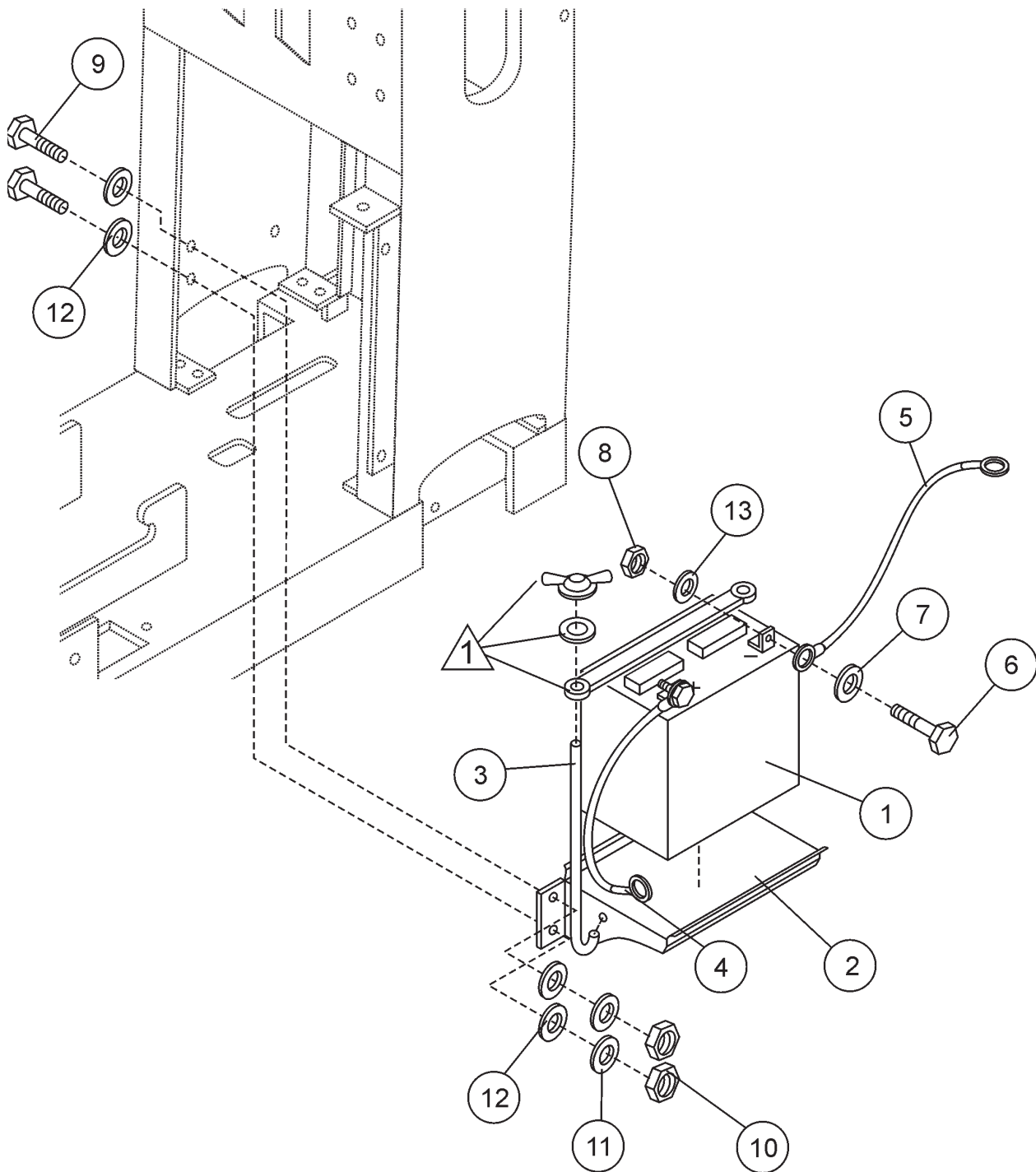
MQ SP2 SLAB SAW — MANUAL RAISE AND LOWER ASSY. (20 IN.)

JACK SCREW ASSY. 20" BLADE

<u>NO</u>	<u>PART NO</u>	<u>PART NAME</u>	<u>QTY.</u>	<u>REMARKS</u>
1	28793-352	JACKPOST ASSY.	1	
2	2621	ZERK, GREASE STR. 1/4-28	1	
3	28806-001	JACKSCREW	1	
4	28083-001	BEARING, FLANGE	1	
5	28809-001	SPACER, JACKSCREW	1	
6	4568	PIN, ROLL 3/16 X 1	1	
7	28877-751	SCREW COVER ASSY., RED	1	
8	1579	SCREW, HHC 1/4-20 X 1/2	3	
9	0948	WASHER, FLAT SAE 1/4	7	
10	0181 B	WASHER, LOCK 1/4 MED.	3	
11	0730	SCREW, HHC 1/4-20 X 1	2	
12	1162 A	CAP, GREASE ZERK, #2	1	
13	10024	NUT, NYLOC 1/4-20	2	
14	1121	SCREW, HHC 3/8-16 X 2 3/4	1	
15	1876	NUT, HEX JAM 3/8-16 CLASS 2B	1	
16	4403	KNOB, SHIFT	1	
17	28808-002	ARM-CRANK	1	

MQ SP2 SLAB SAW — BATTERY ASSY.

BATTERY ASSY.



NOTES:

 INCLUDED WITH
ITEM 3

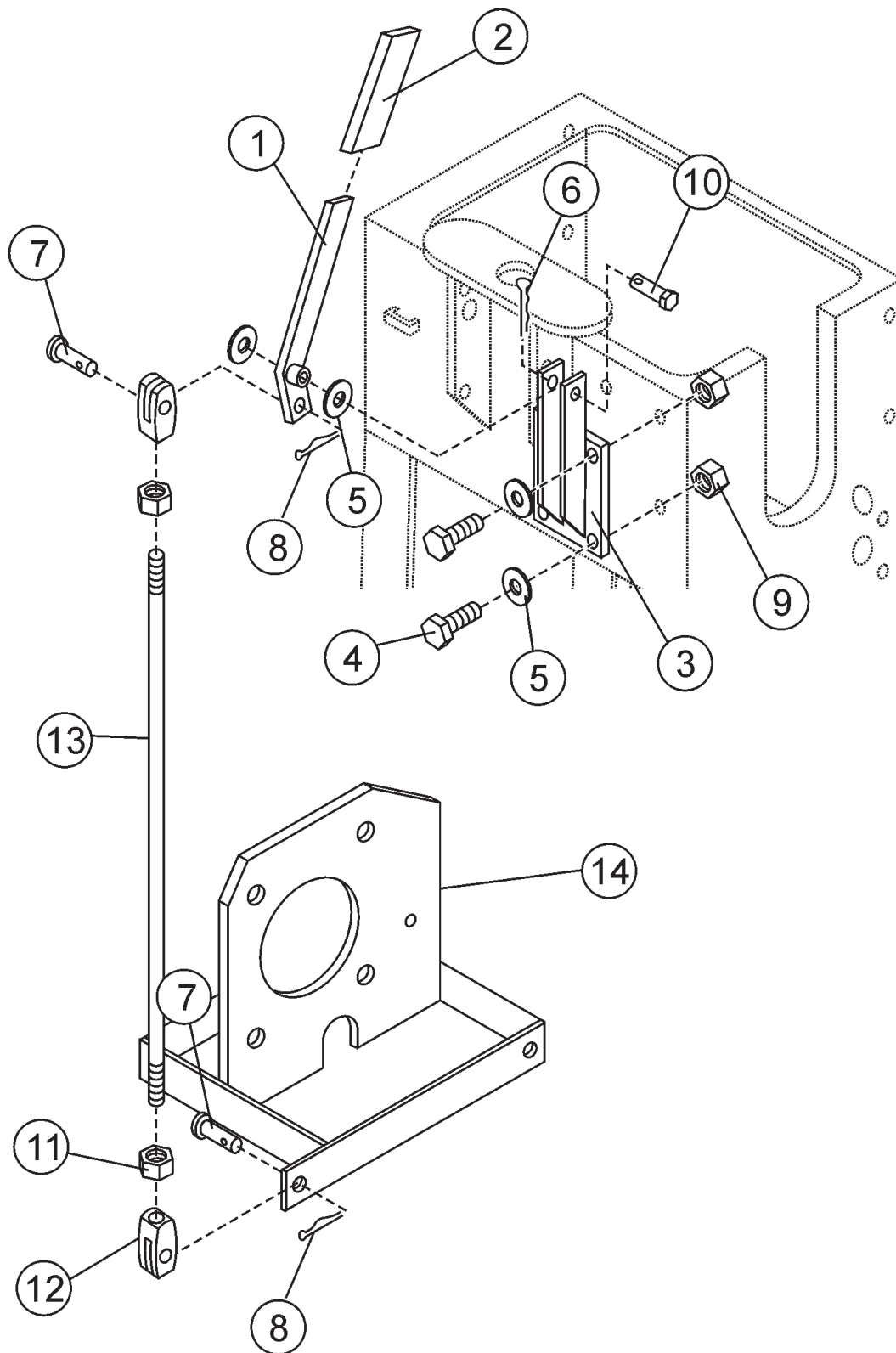
MQ SP2 SLAB SAW — BATTERY ASSY.

BATTERY ASSY.

<u>NO</u>	<u>PART NO</u>	<u>PART NAME</u>	<u>QTY.</u>	<u>REMARKS</u>
1	4671	BATTERY, WET GR.U1, GT-X GOLD LA	1	
2	28096-001	BRACKET BATTERY	1	
3	28095-401	BATTERY HOLD DOWN KIT 425-405	1	
4	28093-001	CABLE, BATTERY POS 6GA X 42" RING TONGUE	1	
5	28094-001	STRAP, GROUND	1	
6	0131 A	SCREW, HHC 1/4-20 X 3/4	2	
7	0948	WASHER, FLAT SAE 1/4	2	
8	0949	NUT, HEX FINISH 1/4-20 PLATED	2	
9	0655	SCREW, HHC 5/16-18 X 3/4	3	
10	0161 D	NUT, HEX FINISH 5/16-18	3	
11	0161 C	WASHER, LOCK 5/16 MED.	3	
12	0300 B	WASHER, FLAT SAE 5/16	6	
13	0181 B	WASHER, LOCK 1/4 MED.	2	

MQ SP2 SLAB SAW — TRANSMISSION ENGAGE LEVER ASSY.

TRANSMISSION ENGAGE LEVER ASSY.



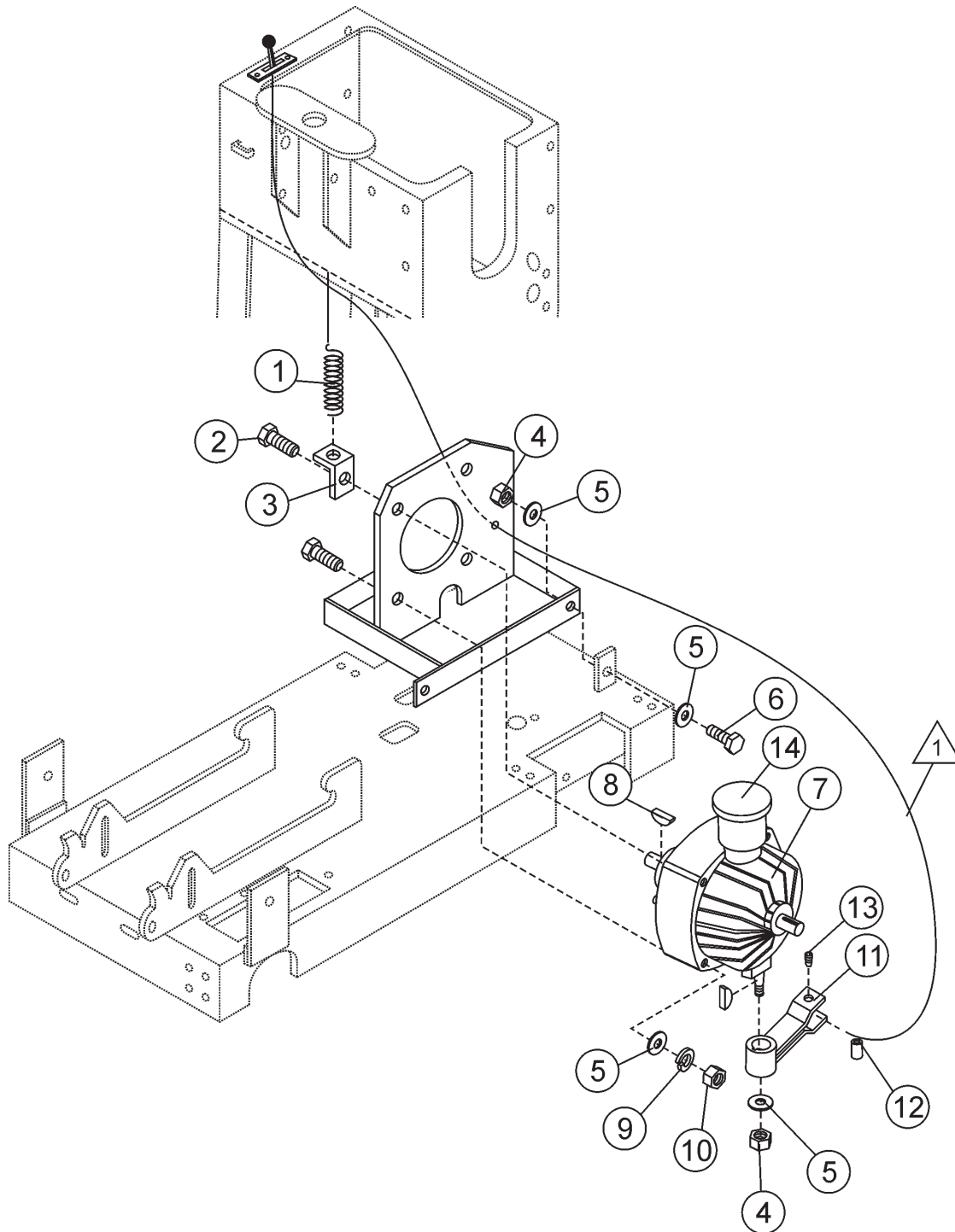
MQ SP2 SLAB SAW — TRANSMISSION ENGAGE LEVER ASSY.

HYD. TRANSMISSION ENGAGE LEVER ASSY.


<u>NO</u>	<u>PART NO</u>	<u>PART NAME</u>	<u>QTY.</u>	<u>REMARKS</u>
1	28825-351	LEVER ASSY. TRANS. ENGAGE	1	
2	3360	GRIP, 1/4 X 1 BLACK	1	
3	28822-351	MOUNT ASSY., LEVER RED	1	
4	0655	SCREW, HHC 5/16-18 X 3/4	4	
5	10136	WASHER, FLAT SAE 3/8	6	
6	6014 B	PIN, COTTER 3/32D X 1.0	1	
7	08326-005	PIN, CLEVIS 5/16 X 1 O'ALL LENGHT PLATED	2	
8	07028-031	PIN, COTTER 3/32D X 1/2	2	
9	5283	NUT, NYLOC 5/16-18	8	
10	08326-019	PIN, CLEVIS 3/8 X 2" USEABLE LENGHT	1	
11	2199	NUT, HEX JAM 3/8-24	2	
12	08327-012	YOKE END, 3/8-24 X 2.50	2	
13	28830-001	ROD, TRANS. ENGINE	1	
14	28819-351	TRANS. BRACKET ASSY.	1	

MQ SP2 SLAB SAW — HYDROSTATIC TRANSMISSION ASSY.

HYDROSTATIC TRANSMISSION



NOTES:

-  INCLUDED WITH ITEM 6, CONSOLE ASSY. (SELF PROPELLED)

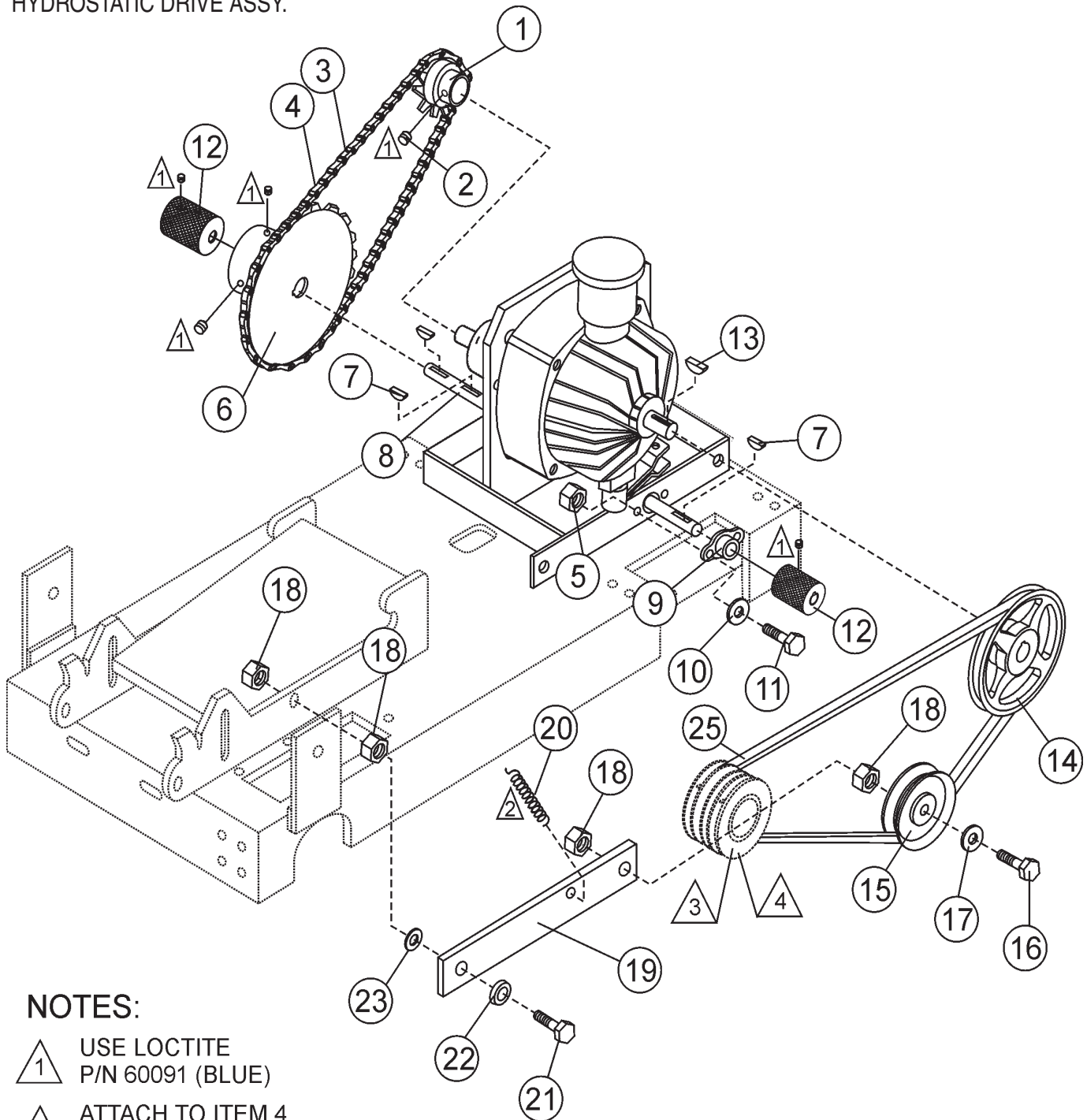
MQ SP2 SLAB SAW — HYDROSTATIC TRANSMISSION ASSY.

HYDROSTATIC TRANSMISSION ASSY.





<u>NO</u>	<u>PART NO</u>	<u>PART NAME</u>	<u>QTY.</u>	<u>REMARKS</u>
1	20559-001	SPRING, EXT. 3.38FL X 71OD X .105	1	
2	1493	SCREW, HHC 3/8-18 X 3.25	4	
3	28836-001	LINK, RETURN SPRING	1	
4	10133	NUT, NYLOC 3/8-16	7	
5	10136	WASHER, FLAT SAE 3/8	8	
6	1023	SCREW, HHC 3/8-16 X 1 1/4 GR 5	2	
7	15354	TRANSMISSION, HYD EATON	1	
8	1578	KEY, WOODRUFF #3	2	
9	0166 A	WASHER, LOCK 3/8 MED.	4	
10	1456	NUT, HEX FINISH 3/8-16	4	
11	28828-351	SHIFT ARM ASSY.	1	
12	28829-001	PIN, PIVOT	2	
13	10450	SCREW, SHS 10-32 X 1/4	1	
14	103530-000	CAP, TRANSMISSION	1	

MQ SP2 SAW — HYDROSTATIC DRIVE ASSY.

HYDROSTATIC DRIVE ASSY.



NOTES:

-  USE LOCTITE
P/N 60091 (BLUE)
-  ATTACH TO ITEM 4,
20HP HONDA ENGINE ASSY.
-  SEE 13 HP ENGINE ASSY.,
REQUIRES A 4-GROOVE
PULLEY, ITEM 2.
-  SEE 20 HP ENGINE ASSY.,
REQUIRES A SINGLE-GROOVE
PULLEY, ITEM 6

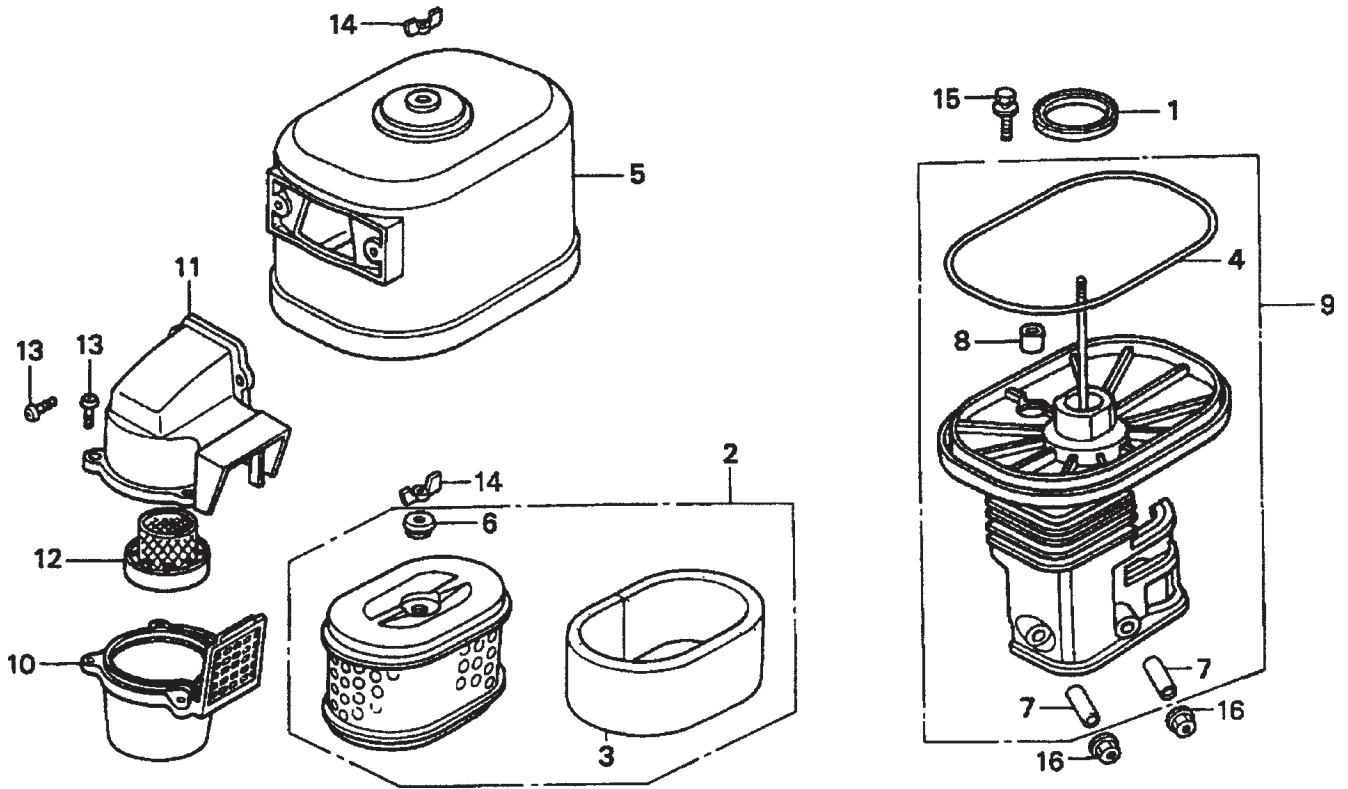
MQ SP2 SAW — HYDROSTATIC DRIVE ASSY.

HYDROSTATIC DRIVE ASSY.

<u>NO</u>	<u>PART NO</u>	<u>PART NAME</u>	<u>QTY.</u>	<u>REMARKS</u>
1	23227-001	SPROCKET, TRANSMISSION 12 TOOTH MACH	1	
2	25039	SCREW, SHS 10-24 X 1/4	2	
3	23231-503	CHAIN, ROLLER .375 PITCH X 21.75	1	
4	10504-035	LINK, CHAIN	1	
5	5283	NUT, NYLOC 5/16-18	8	
6	28084-001	SPROCKET, 3548 X 3/4	1	
7	0126	KEY, WOODRUFF #9	3	
8	28832-001	JACKSHAFT	1	
9	23284-001	BEARING, FLANGE .34SQ x 3/4ID	2	
10	0300 B	WASHER, FLAT SAE 5/16	4	
11	2623	SCREW, HHC 5/16-18 X 1-1/4	4	
12	28831-001	GEAR, DRIVE	2	
13	1578	KEY, WOODRUFF #3	1	
14	28087-001	PULLEY, MA60 X 17MM	1	
15	25682-001	IDLER PULLEY	1	
16	9154	SCREW, HHC 3/8-16 X 1 3/4	1	
17	10136	WASHER, FLAT SAE 3/8	1	
18	10133	NUT, NYLOC 3/8-16	4	
19	23303-001	IDLER ARM	1	
20	23230-001	SPRING EXT. IDLE	1	
21	1284	SCREW, HHC 3/8-16 X 1 1/2	1	
22	18574-004	WASHER, BELLEVILLE 3/8	1	
23	28864-001	WASHER, FIBRE	1	
25	07055-050	V-BELT, TRANSMISSION 4L500	1 13HP SELF-PROP. MODELS
25	07055-051	V-BELT, TRANSMISSION 4L510	1 20HP SELF-PROP. MODELS

HONDA GX390K1QWT2 ENGINE — AIR CLEANER ASSY.

AIR CLEANER ASSY.



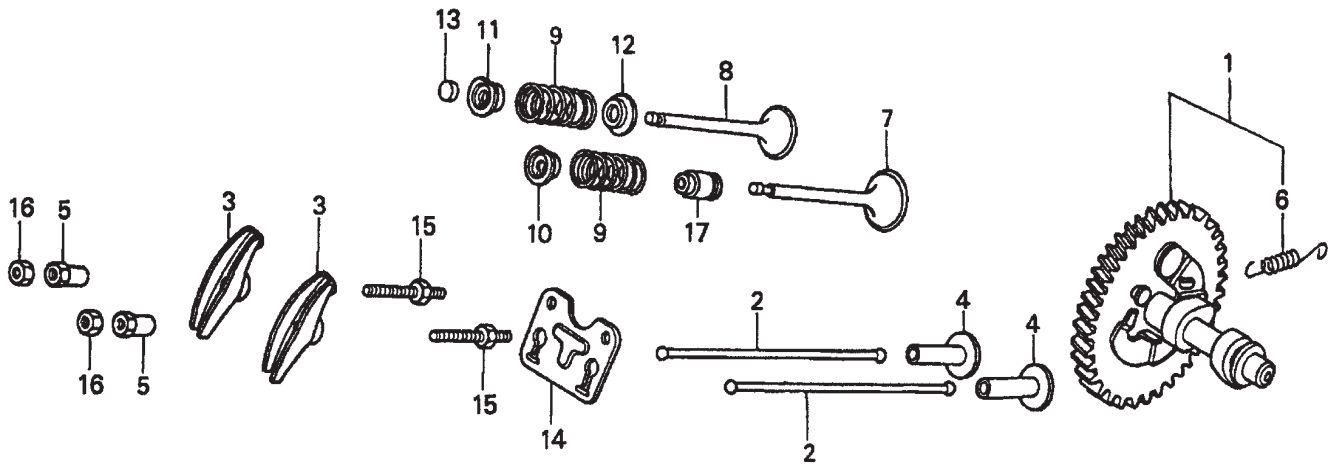
HONDA GX390K1QWT2 ENGINE — AIR CLEANER ASSY.

AIR CLEANER ASSY.

<u>NO.</u>	<u>PART NO.</u>	<u>PART NAME</u>	<u>QTY.</u>	<u>REMARKS</u>
1	16271ZE2000	GASKET, ELBOW	1	
2	17210ZE3505	ELEMENT, AIR CLEANER	1	INCLUDES ITEMS W/*
3*	17218ZE3505	FILTER, OUTER	1	
4#	17219HA2405	SEAL, AIR CLEANER COVER	1	
5	17230ZE3841	COVER, AIR CLEANER (CYCLONE)	1	
6*	17232891000	GROMMET, AIR CLEANER	1	
7#	17238ZE2310	COLLAR, AIR CLEANER	2	
8#	17239ZE3840	COLLAR B, AIR CLEANER	1	
9	17410ZE3840	ELBOW, AIR CLEANER	1	INCLUDES ITEMS W/#
10	17470ZE3841	CASE, PRE AIR CLEANER	1	
11	17475ZE3841	CAP, PRE AIR CLEANER	1	
12	17476ZE3841	GUIDE, PRE AIR CLEANER	1	
13	90142MB0000	SCREW, PAN 5X16.5	5	
14	90325044000	WINGNUT, TOOL BOX SETTING	2	
15	90009ZE2003	BOLT- WASHER 6X22	1	
16	0405006000	NUT, FLANGE 6MM	2	

HONDA GX390K1QWT2 ENGINE — CAMSHAFT ASSY.

CAMSHAFT ASSY.



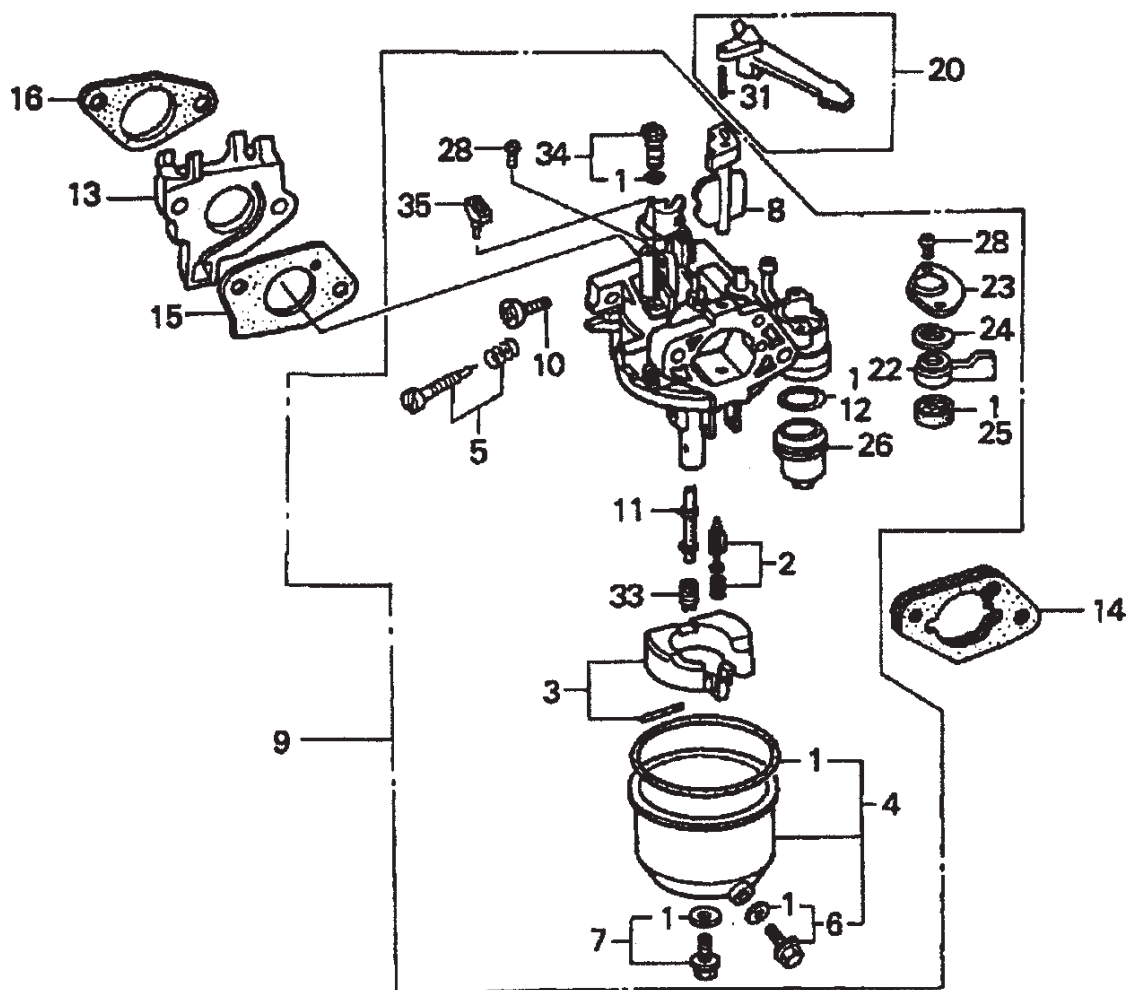
HONDA GX390K1QWT2 ENGINE — CAMSHAFT ASSY.

CAMSHAFT ASSY.

<u>NO.</u>	<u>PART NO.</u>	<u>PART NAME</u>	<u>QTY.</u>	<u>REMARKS</u>
1	14100ZF6W01	CAMSHAFT ASSEMBLY	1	INCLUDES ITEM W/*
2	14410ZE3013	ROD, PUSH	2	
3	14431ZE2010	ARM, VALVE ROCKER	2	
4	14441ZE2000	LIFTER, VALVE	2	
5	14451ZE1013	PIVOT, ROCKER ARM	2	
6*	14568ZE1000	SPRING, WEIGHT RETURN	1	
7	14711ZE3000	VALVE, INTAKE	1	
8	14721ZE3000	VALVE, EXHAUST	1	
9	14751ZE2003	SPRING, VALVE	2	
10	14771ZE2000	RETAINER, INTAKE VALVE SPRING	1	
11	14773ZE2000	RETAINER, EXHAUST VALVE SPRING	1	
12	14775ZE2010	SEAT, VALVE SPRING	1	
13	14781ZE2000	ROTATOR, VALVE	1	
14	14791ZE2010	PLATE, PUSH ROD GUIDE	1	
15	90012ZE0010	BOLT, PIVOT 8MM	2	
16	90206ZE1000	NUT, PIVOT ADJ.	2	
17	12209ZE8003	SEAL, VALVE STEM	1	

HONDA GX390K1QWT2 ENGINE — CARBURETOR ASSY.

CARBURETOR ASSY.



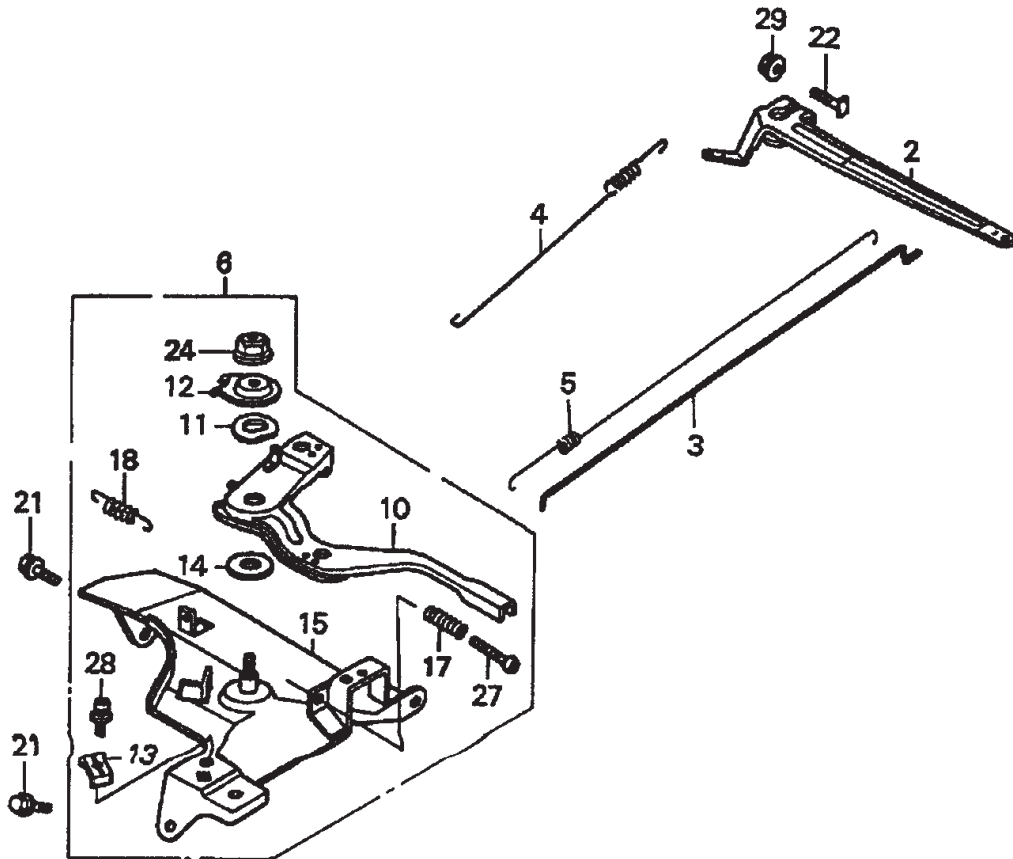
HONDA GX390K1QWT2 ENGINE — CARBURETOR ASSY.

CARBURETOR ASSY.

<u>NO.</u>	<u>PART NO.</u>	<u>PART NAME</u>	<u>QTY.</u>	<u>REMARKS</u>
1*#+	16010ZE2812	GASKET SET	1	
2*	16011ZA0931	VALVE SET, FLOAT	1	
3*	16013ZA0931	FLOAT SET	1	
4*	16015ZE8005	CHAMBER SET, FLOAT	1	INCLUDES ITEMS W/+
5*	16016ZH7W01	SCREW SET	1	
6*+	16024ZE1811	SCREW SET, DRAIN	1	INCLUDES ITEM W/#
7*	16028ZE0005	SCREW SET B	1	INCLUDES ITEM W/#
8*	16044ZE3W20	CHOKE SET	1	
9	16100ZF6V21	CARBURETOR ASSY. (BE85C B)	1	INCLUDES ITEMS W/*
10*	16124ZE0005	SCREW, THROTTLE STOP	1	
11*	16166ZF6W10	NOZZLE, MAIN	1	
12*	16173001004	GASKET, FUEL STRAINER CUP	1	
13	16211ZF6000	INSULATOR, CARBURETOR	1	
14	16220ZA0702	SPACER, CARBURETOR	1	
15	16221ZF6800	GASKET, CARBURETOR	1	
16	16223ZE3W00	GASKET, INSULATOR	1	
20	16610ZE1000	LEVER, CHOKE (STD)	1	INCLUDES ITEM W/\$
22*	16953ZE1812	LEVER, VALVE	1	
23*	16954ZE1812	PLATE, LEVER SETTING	1	
24*	16956ZE1811	SPRING, VALVE LEVER	1	
25*	16957ZE1812	GASKET, VALVE	1	
26*	16967ZE0811	CUP, FUEL STRAINER	1	
28*	93500030060H	SCREW, PAN (3X6)	2	
31\$	9430520122	PIN, SPRING (2X12)	1	
33*	99101ZH80950	JET, MAIN (#95) (OPTIONAL)	1	
33	99101ZH80980	JET, MAIN (#98) (OPTIONAL)	1	
33*	99101ZH81000	JET, MAIN (#100)	1	
34*	99204ZA00450	JET SET, PILOT (#45)	1	INCLUDES ITEM W/#
35*	16172ZE3W10	COLLAR, SET	1	

HONDA GX390K1QWT2 ENGINE — CONTROL ASSY.

CONTROL ASSY.



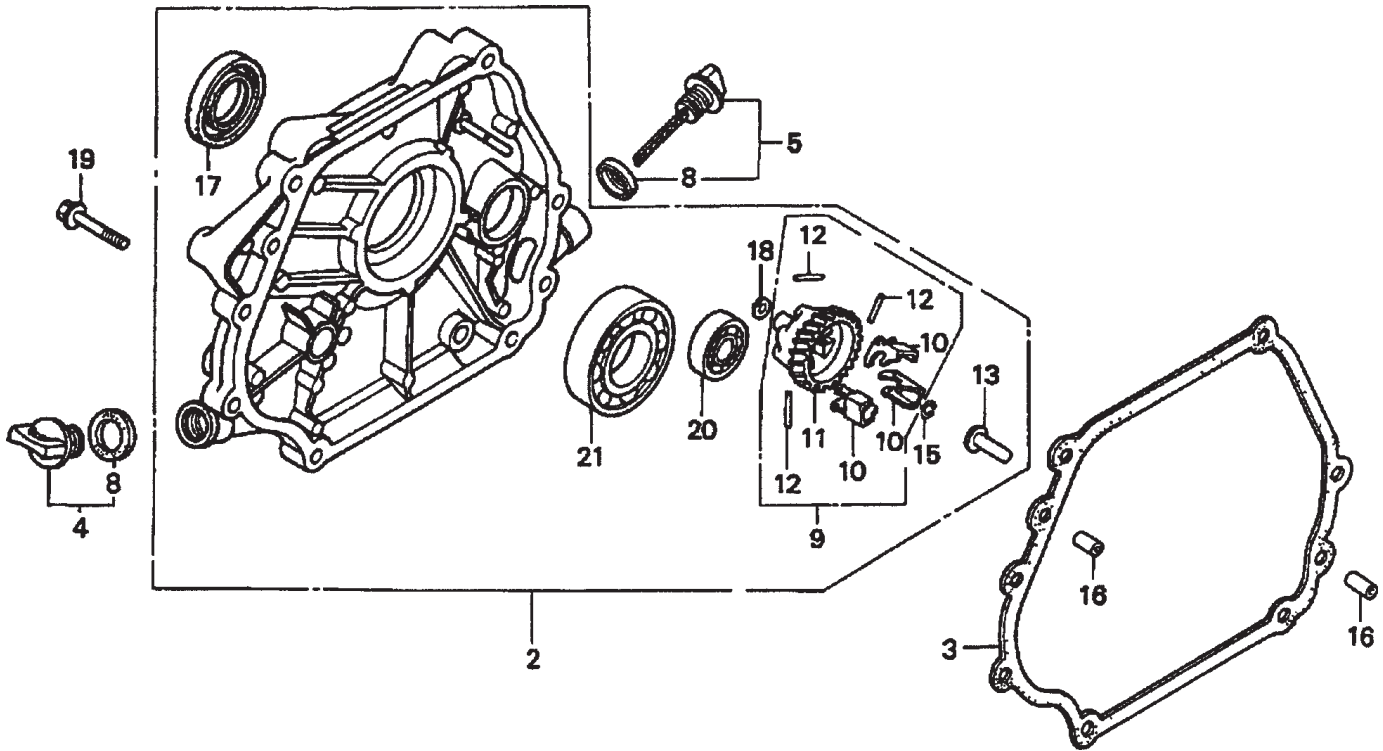
HONDA GX390K1QWT2 ENGINE — CONTROL ASSY.

CONTROL ASSY.

<u>NO.</u>	<u>PART NO.</u>	<u>PART NAME</u>	<u>QTY.</u>	<u>REMARKS</u>
2	16551ZE3000	ARM, GOVERNOR	1	
3	16555ZE3000	ROD, GOVERNOR	1	
4	16561ZE3000	SPRING, GOVERNOR	1	
5	16562ZE3000	SPRING, THROTTLE RETURN	1	
6	16570ZE3W20	CONTROL ASSY. (REMOTE)	1	INCLUDES ITEMS W/*
10*	16571ZE3W00	LEVER, CONTROL	1	
11*	16574ZE1000	SPRING, LEVER	1	
12*	16575ZE2W00	WASHER, CONTROL LEVER	1	
13*	16576891000	HOLDER, CABLE	1	
14*	16578ZE1000	SPACER, CONTROL LEVER	1	
15*	16581ZE3W00	BASE, CONTROL	1	
17*	16584883300	SPRING, CONTROL ADJUSTING	1	
18*	16592883310	SPRING, CABLE RETURN	1	
21	90013883000	BOLT, FLANGE (6X12) (CT200)	2	
22	90015ZE5010	BOLT, GOVERNOR ARM	1	
24*	90114SA0000	NUT, SELF-LOCK (6MM)	1	
27*	93500050320A	SCREW, PAN (5X32)	1	
28*	93500050160A	SCREW, PAN (5X16)	1	
29	9405006000	NUT, FLANGE (6MM)	1	

HONDA GX390K1QWT2 ENGINE — CRANKCASE ASSY.

CRANKCASE COVER ASSY.



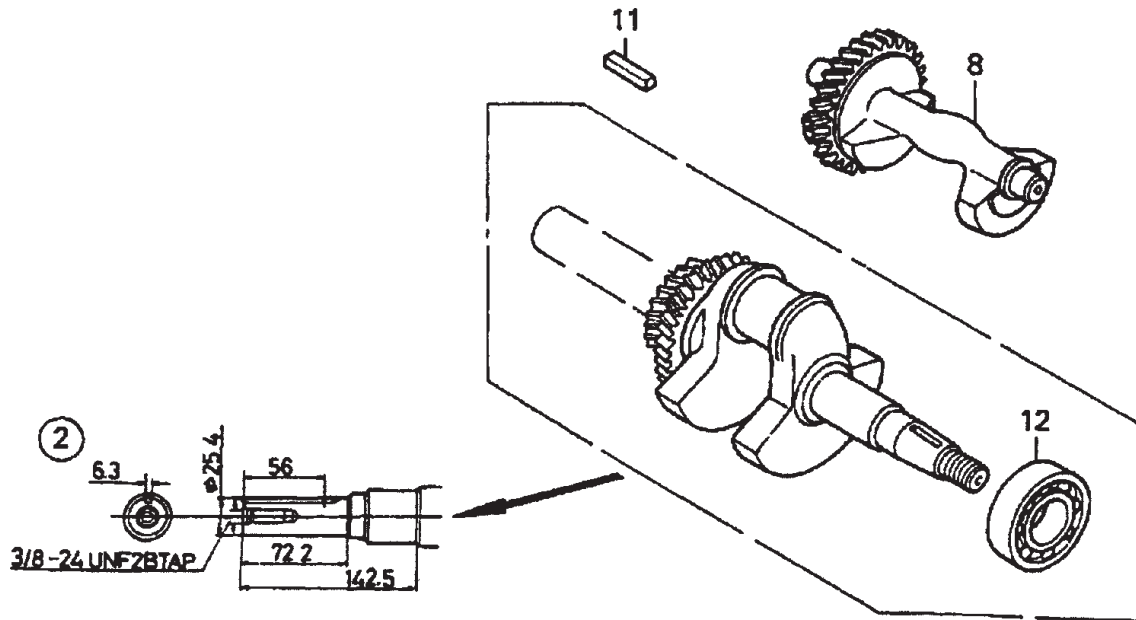
HONDA GX390K1QWT2 ENGINE — CRANKCASE ASSY.

CRANKCASE COVER ASSY.

<u>NO.</u>	<u>PART NO.</u>	<u>PART NAME</u>	<u>QTY.</u>	<u>REMARKS</u>
2	11300ZE3602	COVER ASSY., CRANKCASE (Q-TYPE).....	1	INCLUDES ITEMS W/*
3	11381ZE3801	GASKET, CASE COVER	1	
4	15600ZG4003	CAP ASSY., OIL FILLER	1	INCLUDES ITEM W/#
5	15600735003	CAP ASSY., OIL FILLER	1	INCLUDES ITEM W/#
8#	15625ZE1003	GASKET, OIL FILLER CAP	2	
9	16510ZE3000	GOVERNOR ASSY.....	1	INCLUDES ITEMS W/+
10*+	16511ZE8000	WEIGHT, GOVERNOR	3	
11*+	16512ZE3000	HOLDER, GOVERNOR WEIGHT	1	
12*+	16513ZE2000	PIN, GOVERNOR WEIGHT	3	
13*	16531ZE2000	SLIDER, GOVERNOR	1	
13*	16531Z0A000	SLIDER, GOVERNOR	1	
15*	90602ZE1000	CLIP, GOVERNOR HOLDER	1	
16	90701HC4000	PIN, DOWEL (8X12)	2	
17*	91201ZE3004	OIL SEAL (35X52X8)	1	
18*	9410106800	WASHER, PLAIN (6MM)	1	
19	957010804000	BOLT, FLANGE (8X40)	7	
20*	961006202000	BEARING, RADIAL BALL (6202)	1	
21*	961006207000	BEARING, RADIAL BALL (6207)	1	

HONDA GX390K1QWT2 ENGINE — CRANKSHAFT ASSY.

CRANKSHAFT ASSY.



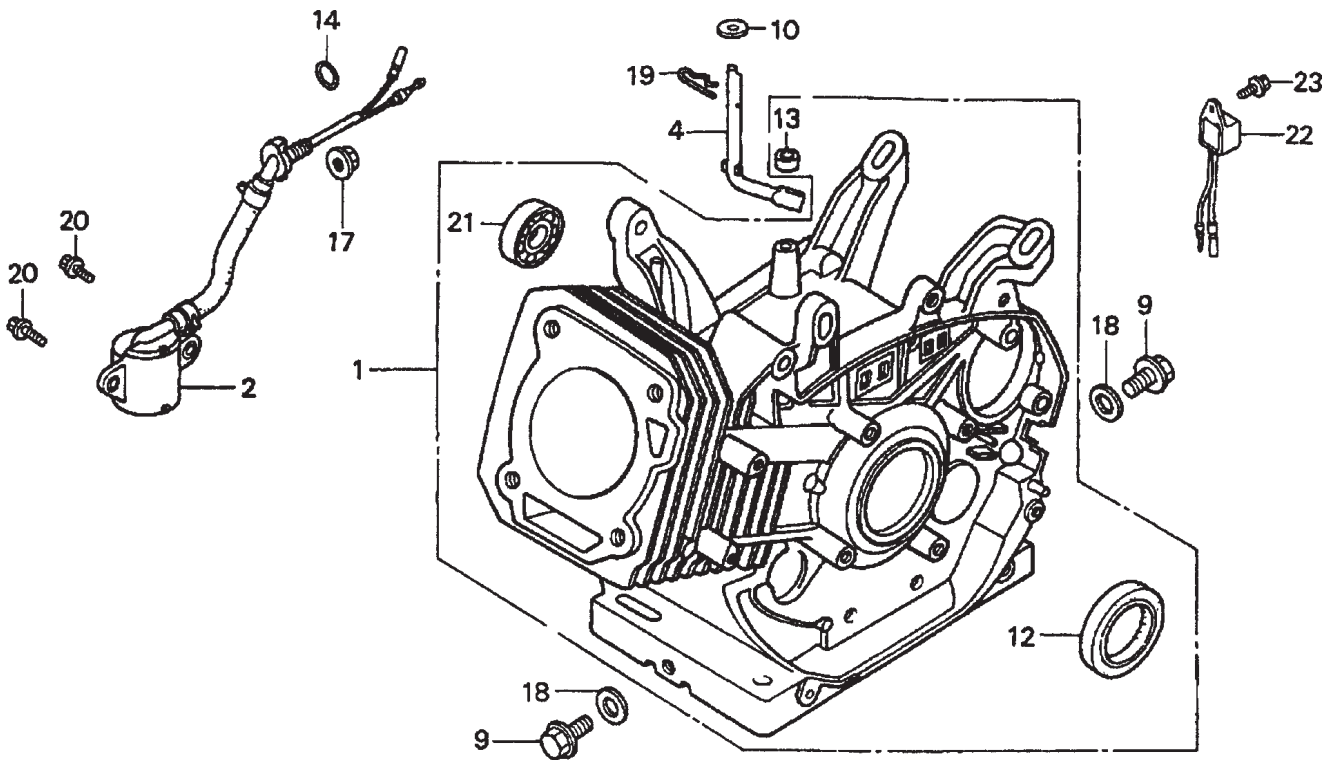
HONDA GX390K1QWT2 ENGINE — CRANKSHAFT ASSY.

CRANKSHAFT ASSY.

<u>NO.</u>	<u>PART NO.</u>	<u>PART NAME</u>	<u>QTY.</u>	<u>REMARKS</u>
2	13310ZF6W10	CRANKSHAFT (Q-TYPE).....	1	INCLUDES ITEM W/*
8	13351ZE3010	WEIGHT, BALANCER	1	
11	90745ZE2600	KEY(6.3X6.3X43)	1	
12*	91001ZF6003	BEARING, RADIAL BALL (6207S)	1	

HONDA GX390K1QWT2 ENGINE — CYLINDER BARREL ASSY.

CYLINDER BARREL ASSY.



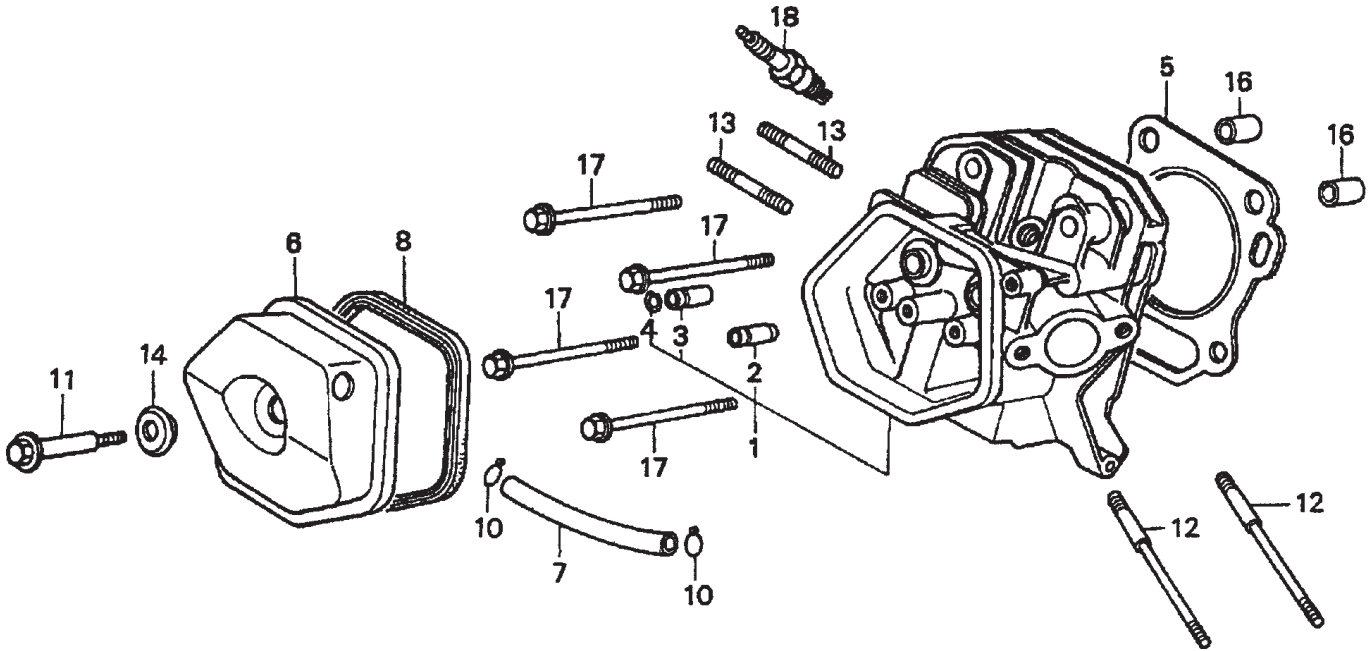
HONDA GX390K1QWT2 ENGINE — CYLINDER BARREL ASSY.

CYLINDER BARREL ASSY.

<u>NO.</u>	<u>PART NO.</u>	<u>PART NAME</u>	<u>QTY.</u>	<u>REMARKS</u>
1	12000ZF6W13	CYLINDER ASSY. (ALERT)	1	INCLUDES ITEMS W/*
2	15510ZE2043	SWITCH ASSY., OIL LEVEL	1	
4	16541ZE3010	SHAFT, GOVERNOR ARM	1	
9	90131896650	BOLT, DRAIN PLUG	2	
10	90446KE1000	WASHER (8.2X17X0.8)	1	
12*	91201ZE3004	OIL SEAL (35X52X8)	1	
13*	91201ZE9003	OIL SEAL (8X14X5)	1	
14	91353671003	O-RING (13.5X1.5) (ARAI)	1	
17	9405010000	NUT, FLANGE (10MM)	1	
18	9410912000	WASHER, DRAIN PLUG (12MM)	2	
19	9425110000	PIN, LOCK (10MM)	1	
20	957010601200	BOLT, FLANGE (6X12)	2	
21*	961006202000	BEARING, RADIAL BALL (6202)	1	
22	34150ZH7003	ALERT UNIT, OIL	1	
23	90013883000	BOLT, FLANGE (6X12) (CT200)	1	

HONDA GX390K1QWT2 ENGINE — CYLINDER HEAD ASSY.

CYLINDER HEAD ASSY.



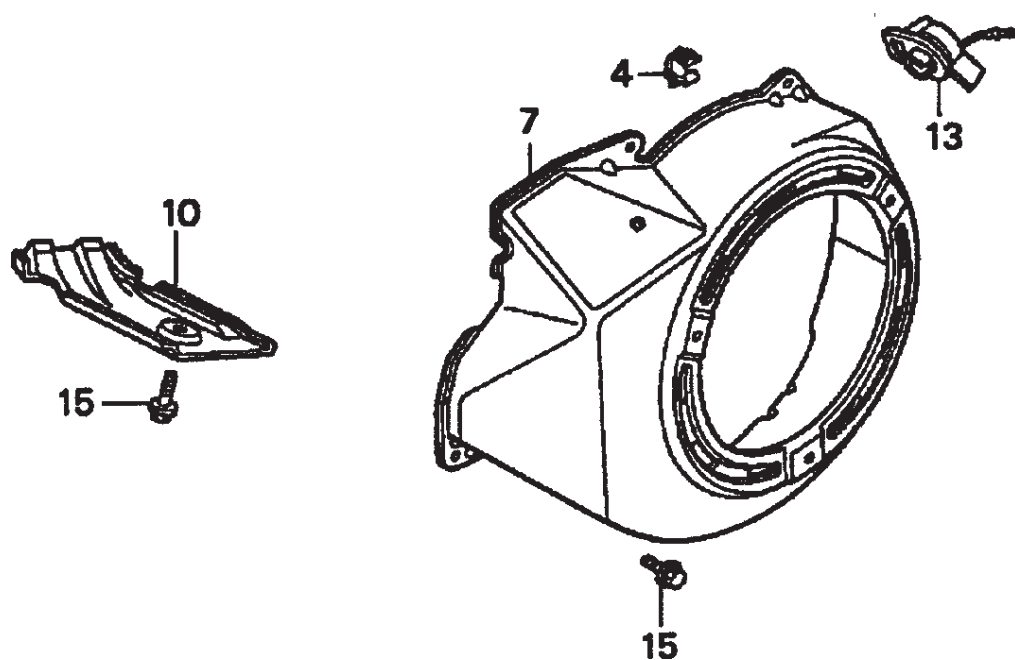
HONDA GX390K1QWT2 ENGINE — CYLINDER HEAD ASSY.

CYLINDER HEAD ASSY.

<u>NO.</u>	<u>PART NO.</u>	<u>PART NAME</u>	<u>QTY.</u>	<u>REMARKS</u>
1	12200ZF6W01	CYLINDER HEAD	1	INCLUDES ITEMS W/*
2*	12204ZE2306	GUIDE, VALVE (OS) (OPTIONAL)	1	
3*	12205ZE2305	GUIDE, EX. VALVE (OS) (OPTIONAL)	1	
4*	12216ZE2300	CLIP, VALVE GUIDE	1	
5	12251ZF6W00	GASKET, CYLINDER HEAD	1	
6	12310ZE3791	COVER, HEAD	1	
7	12315ZE3840	TUBE, BREATHER	1	
8	12391ZE2020	GASKET, CYLINDER HEAD COVER	1	
10	17316611000	CLIP, BREATHER TUBE	2	
11	90014ZE2000	BOLT, HEAD COVER	1	
12	90042ZE8000	BOLT, STUD (8X131.5)	2	
13	92900080320E	BOLT 2, STUD (8X32)	2	
14	90441ZE2010	WASHER, HEAD COVER	1	
16	9430112200	PIN A, DOWEL (12X20)	2	
17	957011008000	BOLT, FLANGE (10X80)	4	
18	9807955846	SPARK PLUG (BPR5ES) (NGK) (OPT.)	1	
18	9807956846	SPARK PLUG (BPR6ES) (NGK)	1	

HONDA GX390K1QWT2 ENGINE — FAN COVER ASSY.

FAN COVER ASSY.



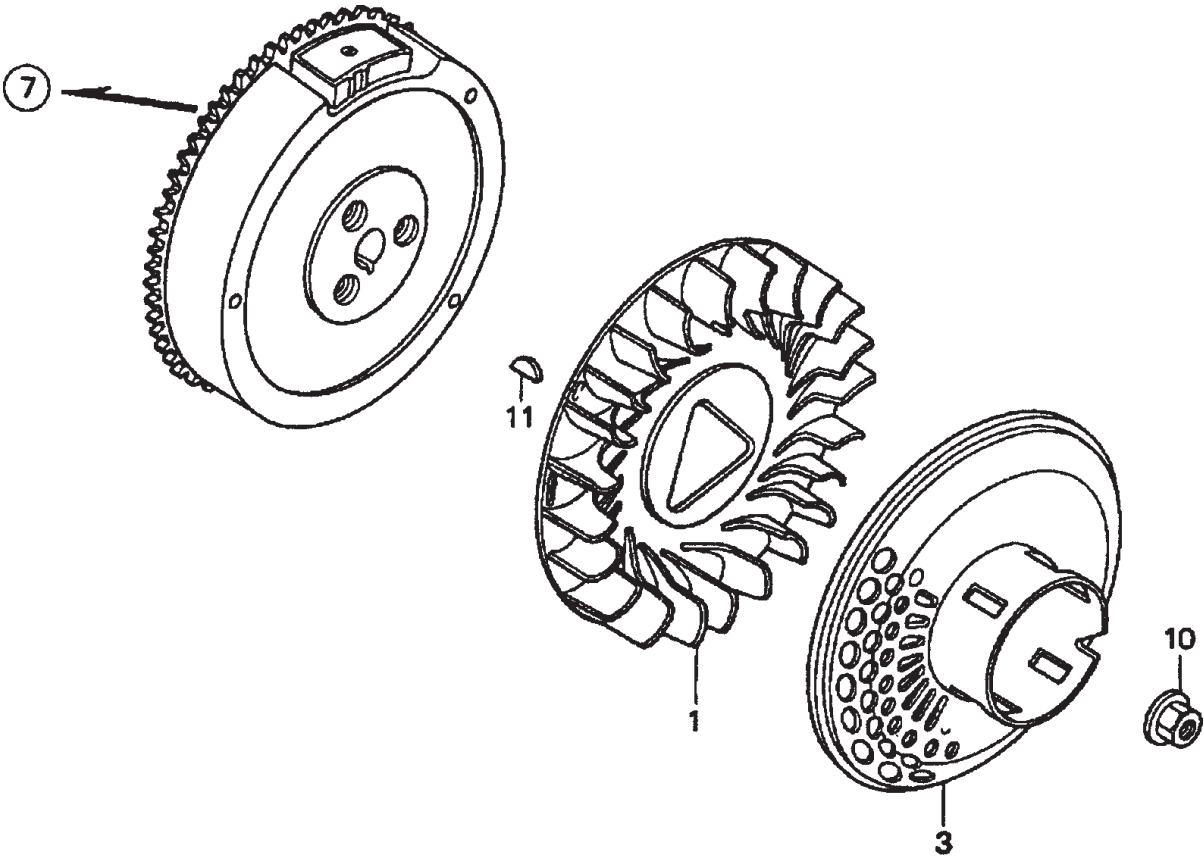
HONDA GX390K1QWT2 ENGINE — FAN COVER ASSY.

FAN COVER ASSY.

<u>NO.</u>	<u>PART NO.</u>	<u>PART NAME</u>	<u>QTY.</u>	<u>REMARKS</u>
4	16731ZE2003	CLIP, TUBE	1	
7	19610ZE3010ZB	COVER, FAN *NH1* (BLACK)	1	
10	19631ZE3W00	SHROUD	1	
13	36100ZH7003	SWITCH ASSY., ENGINE STOP	1	
15	90013883000	BOLT, FLANGE (6X12) (CT200)	6	

HONDA GX390K1QWT2 ENGINE — FLYWHEEL ASSY.

FLYWHEEL ASSY.



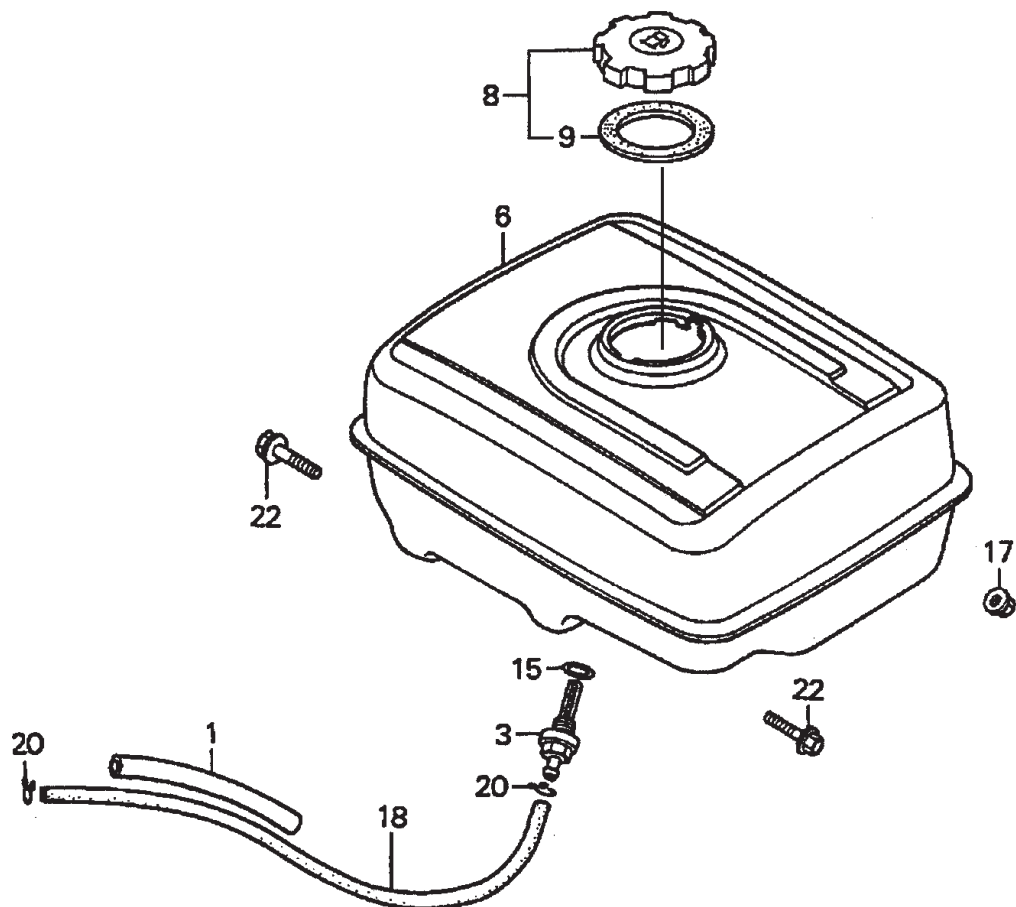
HONDA GX390K1QWT2 ENGINE — FLYWHEEL ASSY.

FLYWHEEL ASSY.

<u>NO.</u>	<u>PART NO.</u>	<u>PART NAME</u>	<u>QTY.</u>	<u>REMARKS</u>
1	19511ZE3000	FAN, COOLING	1	
3	28450ZE3W11	PULLEY, STARTER (SCREEN GRID)	1	
7	31100ZE3701	FLYWHEEL	1	
10	90201ZE3V00	NUT, SPECIAL (16MM) (1)	1	
11	90741ZE2000	KEY, SPECIAL WOODRUFF (25X18)	1	

HONDA GX390K1QWT2 ENGINE — FUEL TANK ASSY.

FUEL TANK ASSY.



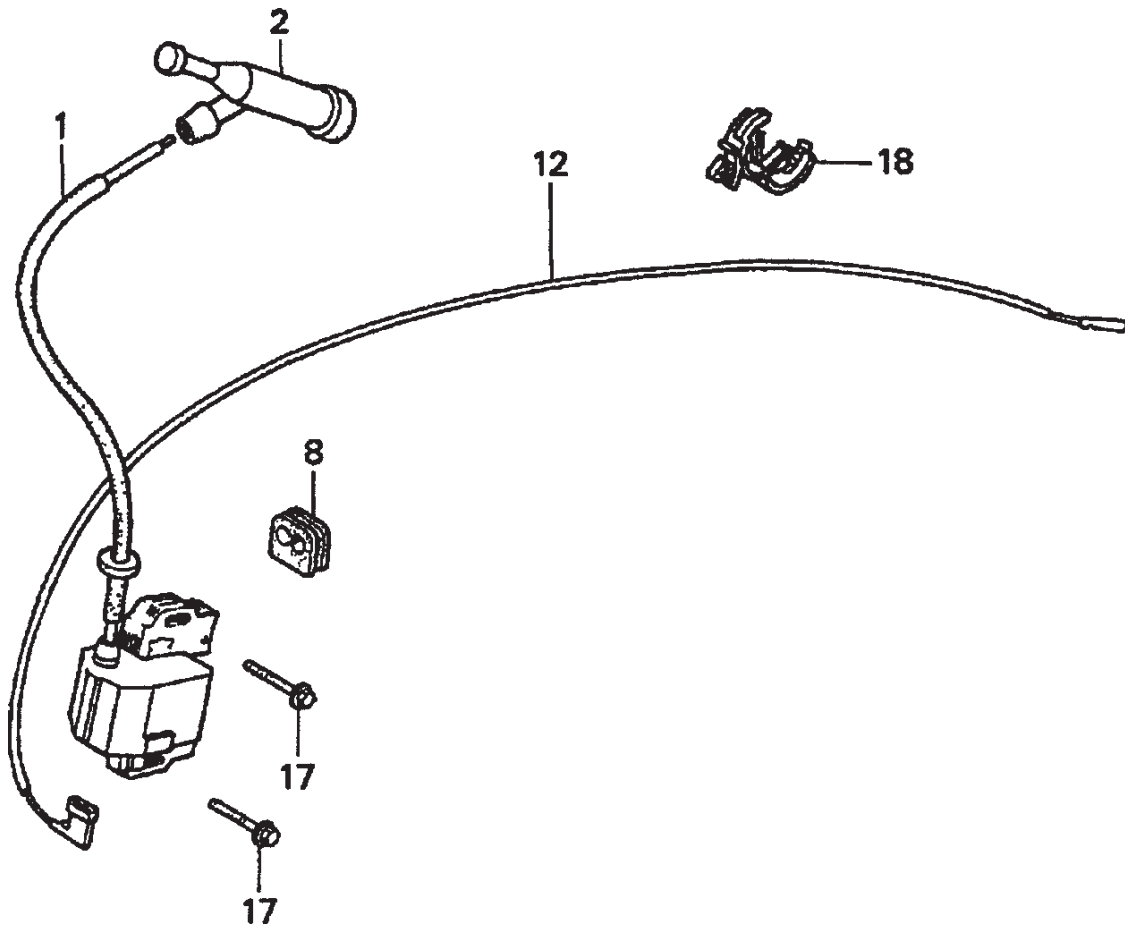
HONDA GX390K1QWT2 ENGINE — FUEL TANK ASSY.

FUEL TANK ASSY.

<u>NO.</u>	<u>PART NO.</u>	<u>PART NAME</u>	<u>QTY.</u>	<u>REMARKS</u>
1	16854ZH8000	RUBBER, SUPPORTER (107MM)	1	
3	16955ZE1000	JOINT, FUEL TANK	1	
6	17510ZE3010ZB	TANK, FUEL *NH1* (BLACK)	1	
8	17620ZH7023	CAP, FUEL FILLER	1	INCLUDES ITEM W/*
9*	17631ZH7003	GASKET, FUEL FILLER CAP	1	
15	91353671003	O-RING (13.5X1.5) (ARAI)	1	
17	9405008000	NUT, FLANGE (8MM)	2	
18	950014500360M	BULK HOSE, FUEL (4.5X3000) (4.5X235)	1	
20	9500202080	CLIP, TUBE (B8)	2	
22	957010802500	BOLT, FLANGE (8X25)	2	

HONDA GX390K1QWT2 ENGINE — IGNITION COIL ASSY.

IGNITION COIL ASSY.



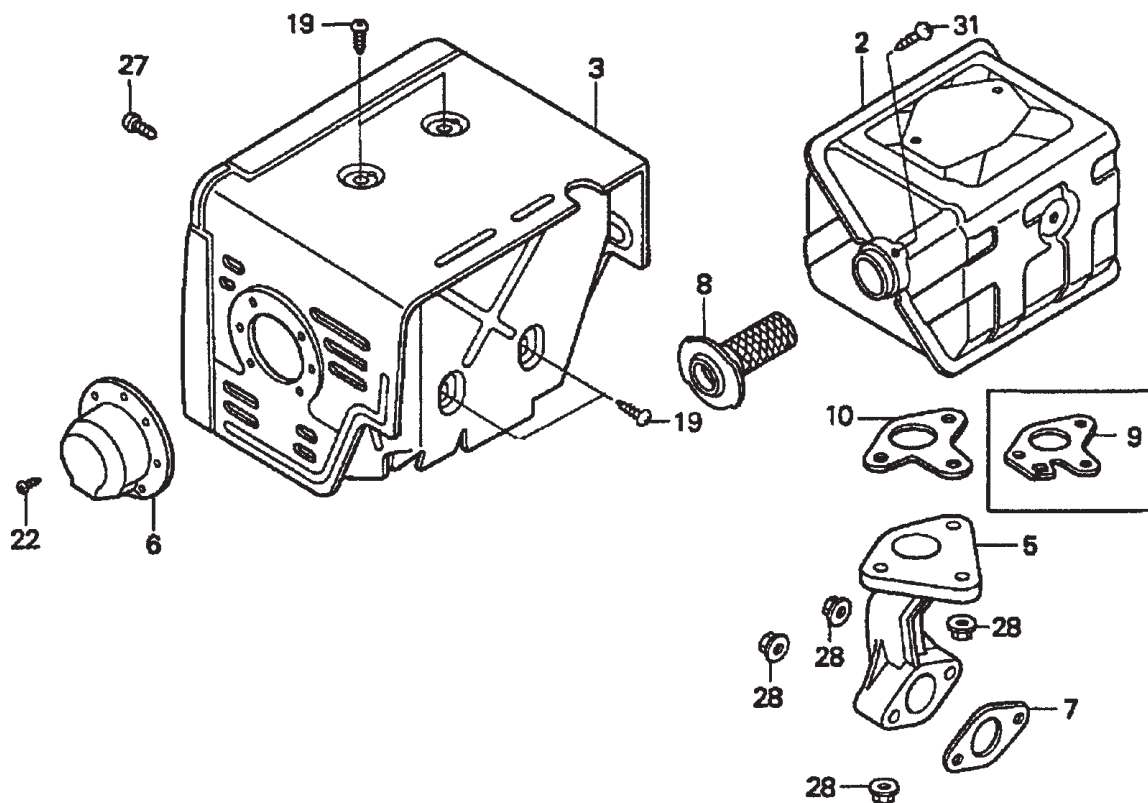
HONDA GX390K1QWT2 ENGINE — IGNITION COIL ASSY.

IGNITION COIL ASSY.

<u>NO.</u>	<u>PART NO.</u>	<u>PART NAME</u>	<u>QTY.</u>	<u>REMARKS</u>
1	30500ZF6W01	COIL ASSY., IGNITION	1	
2	30700ZE1013	CAP ASSY., NOISE SUPPRESSOR	1	
8	31512ZE2000	GROMMET, WIRE	1	
12	36101ZE2701	WIRE, STOP SWITCH (430MM)	1	
17	90015883000	BOLT, FLANGE (6X28)	2	
18	90684ZA0601	CLIP, WIRE HARNESS	1	

HONDA GX390K1QWT2 ENGINE — MUFFLER ASSY.

MUFFLER (1) ASSY.



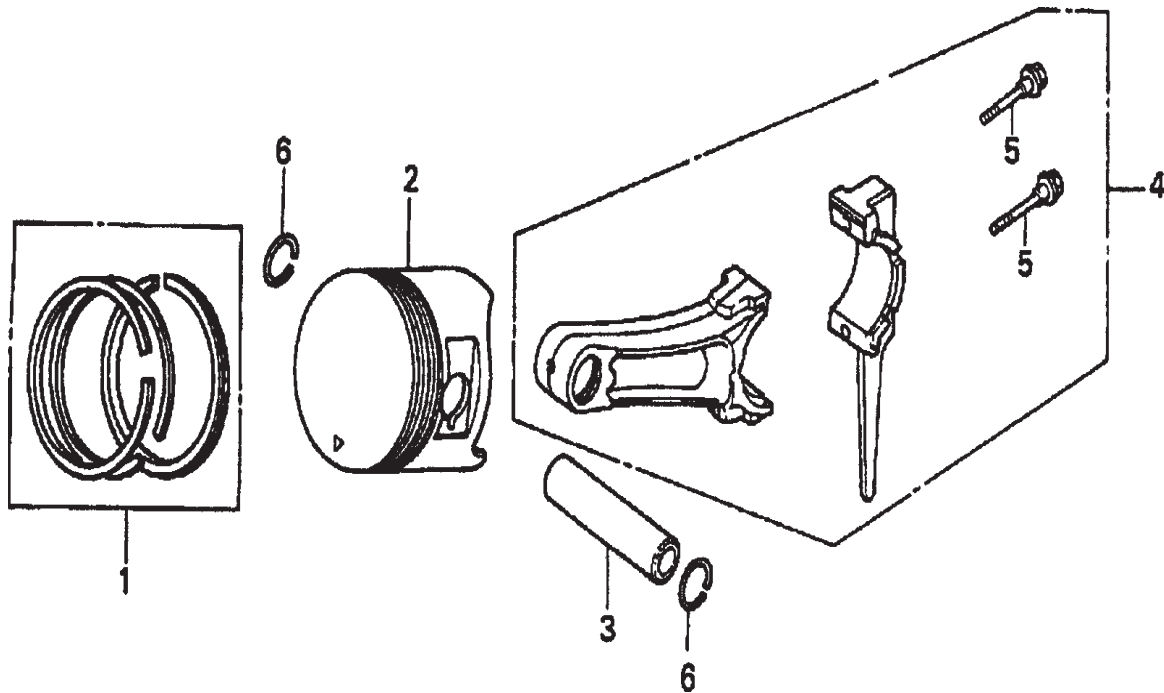
HONDA GX390K1QWT2 ENGINE — MUFFLER ASSY.

MUFFLER (1) ASSY.

<u>NO.</u>	<u>PART NO.</u>	<u>PART NAME</u>	<u>QTY.</u>	<u>REMARKS</u>
2	18310ZE2W61	MUFFLER	1	
3	18320ZE2W61	PROTECTOR, MUFFLER	1	
5	18330ZE2W00	PIPE, EX.	1	
6	18331ZE3810	CAP, MUFFLER	1	
7	18333ZF6W01	GASKET, EX. PIPE	1	
8	18355ZE2W00	ARRESTER, SPARK (OPTIONAL)	1	
9	18381ZE2W10	GASKET, MUFFLER (ARRESTER) (OPTIONAL)	1	
10	18381ZE2800	GASKET, MUFFLER	1	
19	90050ZE1000	SCREW, TAPPING (5X8)	4	
22	90055ZE1000	SCREW, TAPPING (4X6)	3	
27	90006ZE2000	SCREW, TAPPING (6X10)	1	
28	9405008000	NUT, FLANGE (8MM)	5	
31	90055ZE1000	SCREW, TAPPING (4X6)	1	

HONDA GX390K1QWT2 ENGINE — PISTON ASSY.

PISTON ASSY.



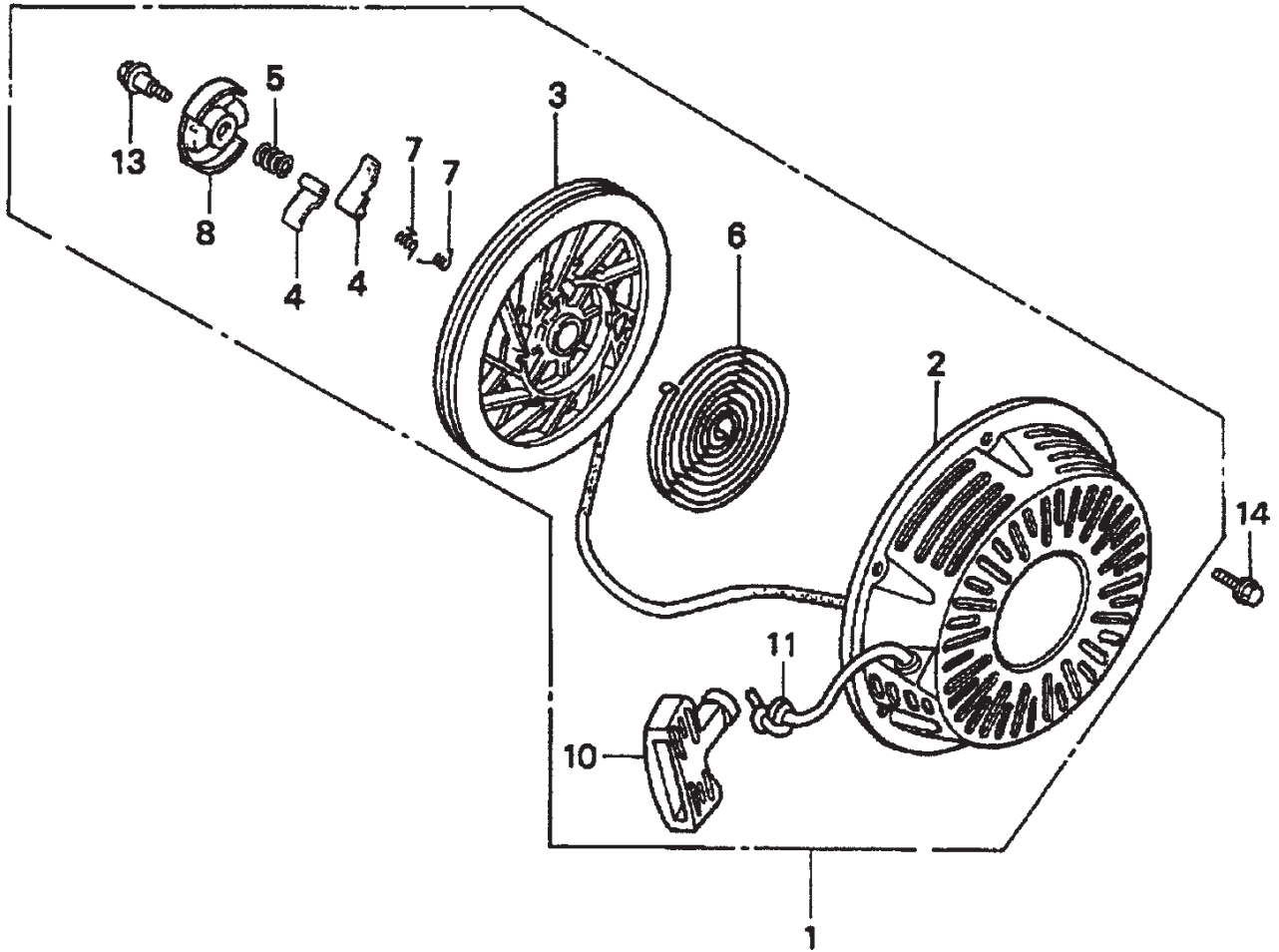
HONDA GX390K1QWT2 ENGINE — PISTON ASSY.

PISTON ASSY.

<u>NO.</u>	<u>PART NO.</u>	<u>PART NAME</u>	<u>QTY.</u>	<u>REMARKS</u>
1	13010ZF6003	RING SET, PISTON (STD)	1	
1	13011ZF6003	RING SET, PISTON (OS 0.25) (OPTIONAL)	1	
1	13012ZF6003	RING SET, PISTON (OS 0.50) (OPTIONAL)	1	
1	13012ZF6005	RING SET, PISTON (OS 0.50) (OPTIONAL)	1	
1	13013ZF6003	RING SET, PISTON (0.75) (NIPPON)	1	
2	13101ZF6W00	PISTON (STD)	1	
2	13102ZF6W00	PISTON (OS 0.25) (OPTIONAL)	1	
2	13103ZF6W00	PISTON (OS 0.50) (OPTIONAL)	1	
2	13104ZF6W00	PISTON (0.75) (OPTIONAL)	1	
3	13111ZF6W00	PIN, PISTON	1	
4	13200ZE3010	ROD ASSY., CONNECTING (STD)	1	INCLUDES ITEM W/*
4	13200ZE3315	ROD ASSY., CONNECTING(US 0.25) (OPT.)	1	INCLUDES ITEM W/*
5*	90001ZE8000	BOLT, CONNECTING ROD	2	
6	90601ZE3000	CLIP, PISTON PIN (20MM)	2	

HONDA GX390K1QWT2 ENGINE — RECOIL STATER ASSY.

RECOIL STARTER ASSY.



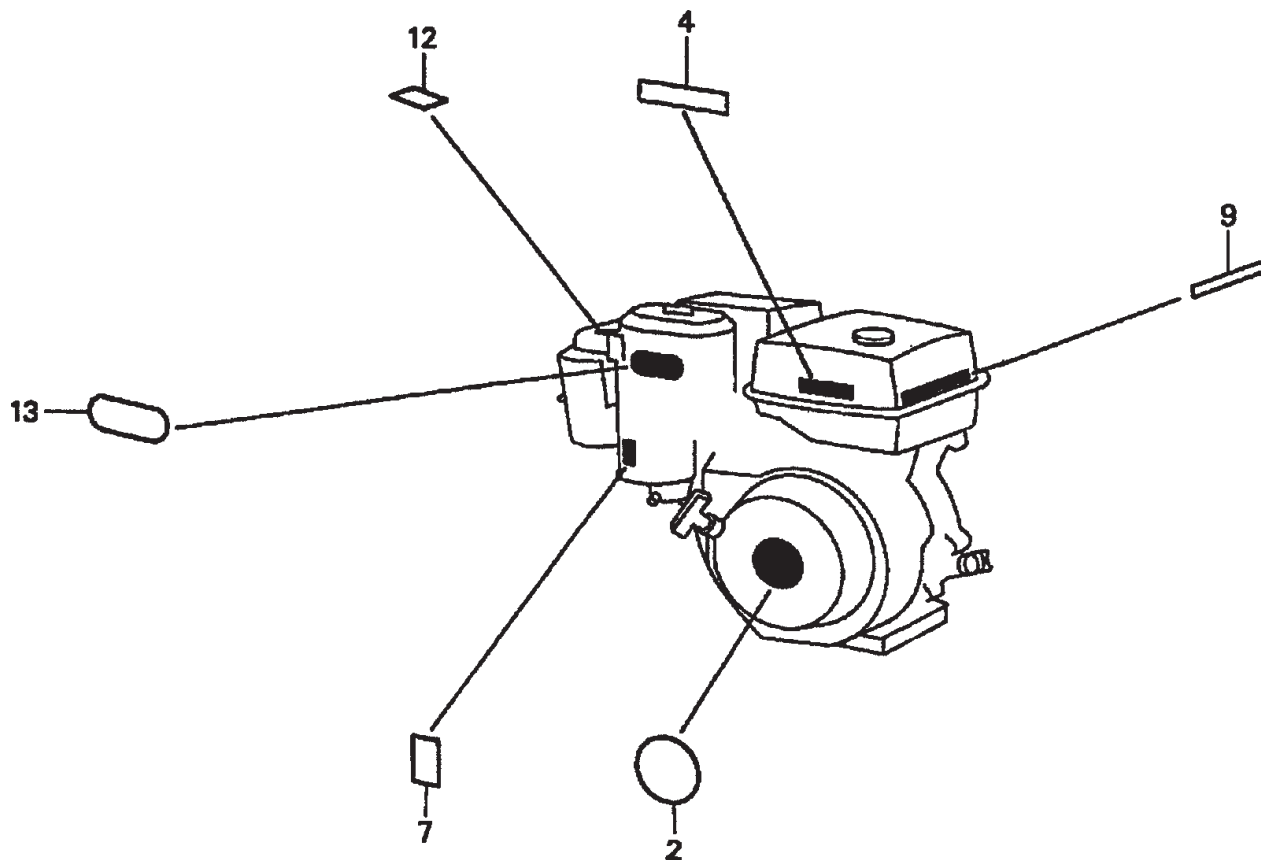
HONDA GX390K1QWT2 ENGINE — RECOIL STATER ASSY.

RECOIL STARTER ASSY.

<u>NO.</u>	<u>PART NO.</u>	<u>PART NAME</u>	<u>QTY.</u>	<u>REMARKS</u>
1	28400ZE3W01ZB	STARTER ASSY., RECOIL *NH1* (BLACK)	1	INCLUDES ITEMS W/*
2*	28410ZE3W01ZB	CASE, RECOIL STARTER *NH1* (BLACK)	1	
3*	28421ZE3W01	PULLEY, RECOIL STARTER	1	
4*	28422ZE2W01	RATCHET, STARTER	2	
5*	28441ZE2W01	SPRING, FRICTION	1	
6*	28442ZE2W01	SPRING, STARTER RETURN	1	
7*	28443ZE2W01	SPRING, RATCHET	2	
8*	28444ZE2W01	RETAINER, SPRING	1	
10*	28461ZE2W02	GRIP, STARTER	1	
11*	28462ZV7003	ROPE, RECOIL STARTER	1	
13*	90004ZE2W01	SCREW, CENTER	1	
14	90008ZE2003	BOLT, FLANGE (6X10)	3	

HONDA GX390K1QWT2 ENGINE — LABELS ASSY.

LABELS ASSY.

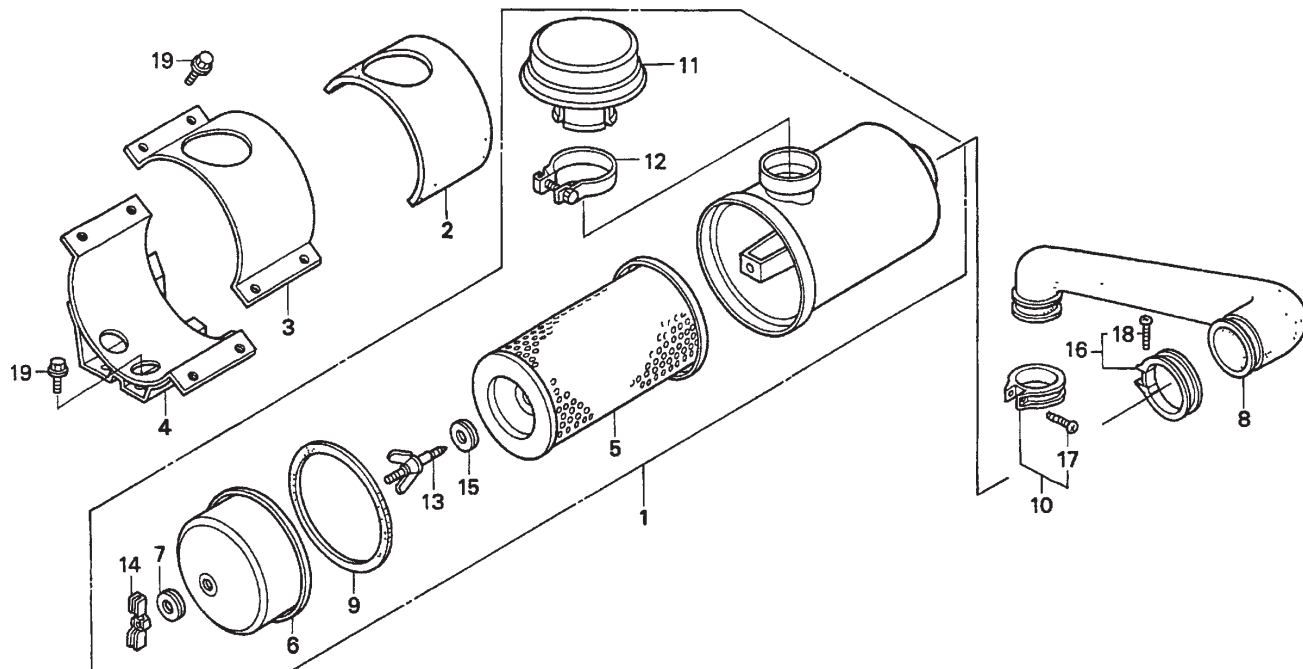


HONDA GX390K1QWT2 ENGINE — LABELS ASSY.

LABELS ASSY.

<u>NO.</u>	<u>PART NO.</u>	<u>PART NAME</u>	<u>QTY.</u>	<u>REMARKS</u>
2	87521ZF6W01	EMBLEM	1	
4	87522ZH9000	LABEL, CAUTION	1	
7	87528ZE2810	MARK, CHOKE (EXTERNAL)	1	
9	87532ZH8810	MARK, OIL ALERT (E)	1	
12	87534ZE1841	LABEL, AIR CLEANER CAUTION	1	
13	87535ZE1840	MARK, AIR CLEANER SALES POINT	1	

HONDA GX620TXF2 ENGINE — AIR CLEANER ASSY.



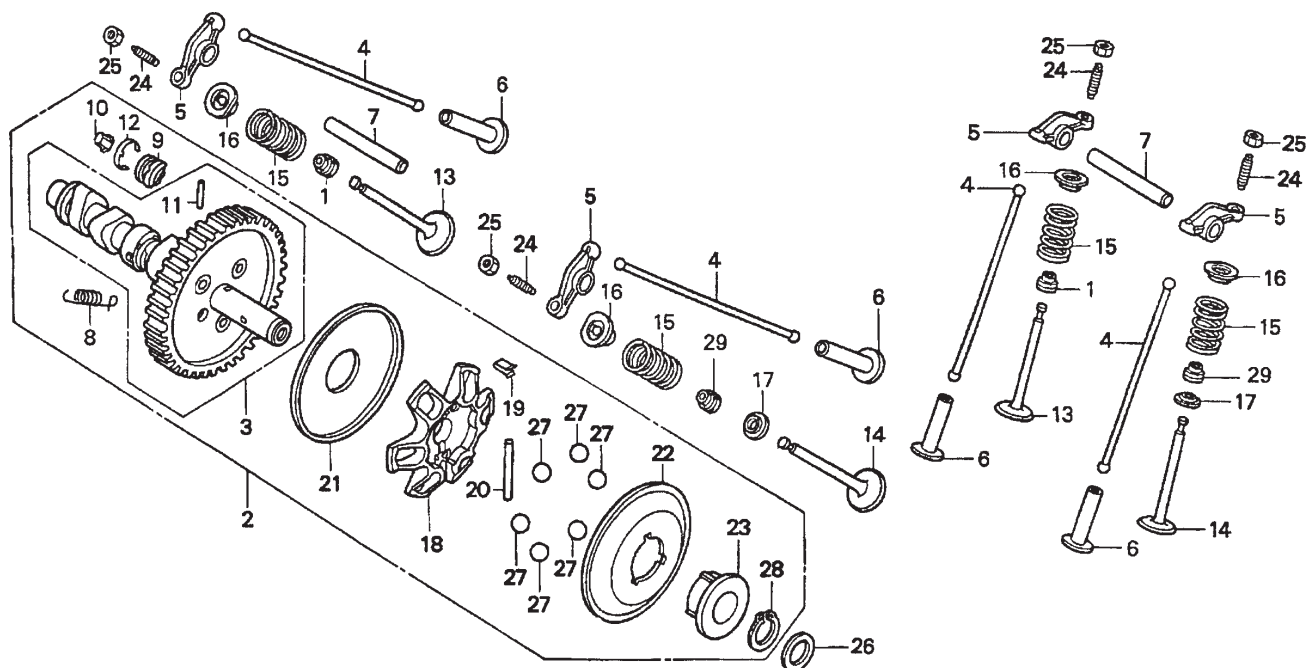
HONDA GX620TXF2 ENGINE — AIR CLEANER ASSY.

AIR CLEANER ASSY.

<u>NO</u>	<u>PART NO</u>	<u>PART NAME</u>	<u>QTY.</u>	<u>REMARKS</u>
1	17200ZJ0U70	AIR CLEANER ASSY.	1	INCLUDES ITEMS W/*
2	17207ZJ0U70	RUBBER, AIR CLEANER HOLDER	1	
3	17208ZJ0U70	HOLDER, AIR CLEANER, UPPER	1	
4	17209ZJ0U70	HOLDER, AIR CLEANER, LOWER	1	
5*	17210759013	ELEMENT, AIR CLEANER	1	
6*	17230759003	COVER, AIR CLEANER	1	
7*	17232891000	GROMMET, AIR CLEANER	1	
8	17251ZJ0U70	TUBE, AIR CLEANER	1	
9*	17253759003	SEAL, AIR CLEANER	1	
10	17255758000	BAND, AIR CLEANER CON. TUBE	1	INCLUDES ITEMS W/#
11*	17320ZG5801	CAP, IN.	1	
12*	17330ZG5801	CLAMP ASSY.	1	
13*	90113759003	BOLT, AIR CLEANER	1	
14*	90203ZA0800	WINGNUT, 6MM	1	
15*	90502759003	WASHER, AIR CLEANER	1	
16	95018750250	BAND, AIR CLEANER	1	INCLUDES ITEMS W/+
17#	935000402100A	SCREW, PAN 4X20	1	
18+	93500040250G	SCREW, PAN 4X25	1	
19	957010601200	BOLT, FLANGE 6X12	1	

HONDA GX620TXF2 ENGINE — CAMSHAFT ASSY.

CAMSHAFT ASSY.



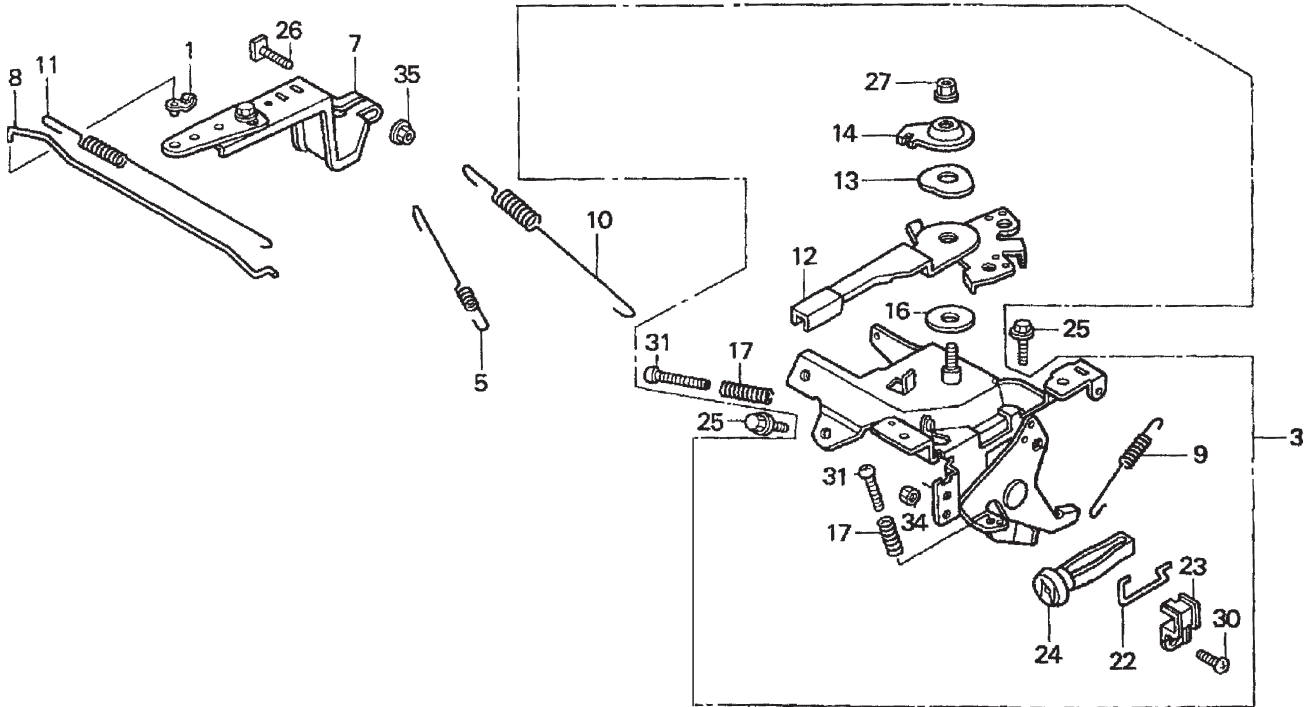
HONDA GX620TXF2 ENGINE — CAMSHAFT ASSY.

CAMSHAFT ASSY.

<u>NO</u>	<u>PART NO</u>	<u>PART NAME</u>	<u>QTY.</u>	<u>REMARKS</u>
1	12209ZE8003	SEAL, VALVE STEM	2	
2	14100ZJ1801	CAMSHAFT ASSY.	1	INCLUDES ITEMS W/*
3*	14110ZJ1801	CAMSHAFT	1	INCLUDES ITEMS W/#
4	14410ZJ1000	ROD, PUSH	4	
5	14431ZJ1000	ARM, VALVE ROCKER	4	
6	14441ZE2000	LIFTER, VALVE	4	
7	14461ZJ1000	SHAFT, ROCKER ARM	2	
8*	14568ZJ1800	SPRING, WEIGHT RETURN	1	
9*	14569ZJ1801	HOLDER, DECOMPRESSION PIN	2	
10*	14576ZJ1801	PIN A, DECOMPRESSION	2	
10*	14577ZJ1801	PIN B, DECOMPRESSION	2	
10*	14578ZJ1801	PIN C, DECOMPRESSION	2	
10*	14579ZJ1801	PIN D, DECOMPRESSION	2	
10*	14580ZJ1801	PIN E, DECOMPRESSION	2	
11*#	14581ZJ1801	ROD, DECOMPRESSION	2	
12*	14586ZJ1800	SPRING, DECOMPRESSION PIN HOLDER	2	
13	14711ZJ1000	VALVE, IN.	2	
14	14721ZJ1000	VALVE, EX.	2	
15	14751ZE2003	SPRING, VALVE	4	
16	14771ZE2000	RETAINER, IN. VALVE SPRING	4	
17	14775ZE2010	SEAT, VALVE SPRING	2	
18*	16512ZJ1000	HOLDER, GOVERNOR WEIGHT	1	
19*	16522ZJ1000	PLATE, GOVERNOR WEIGHT HOLDER	1	
20*	16523ZJ1000	PIN, GOVERNOR WEIGHT HOLDER	1	
21*	16524ZJ1000	PLATE, GOVERNOR LOWER	1	
22*	16529ZJ1000	PLATE, GOVERNOR SLIDER	1	
23*	16531ZJ1003	SLIDER, GOVERNOR	1	
24	90012415000	SCREW, TAPPET ADJ.	4	
25	90206250000	NUT, TAPPET ADJ.	4	
26	90446357000	WASHER, THRUST, 17.12MM	1	
27*	90901ZJ1003	BALL, STEEL, 18	6	
28*	9451017000	CIRCLIP, OUTER 17MM	1	
29	12209ZE8003	SEAL, VALVE STEM	2	

HONDA GX620TXF2 ENGINE — CONTROL ASSY.

CONTROL ASSY.



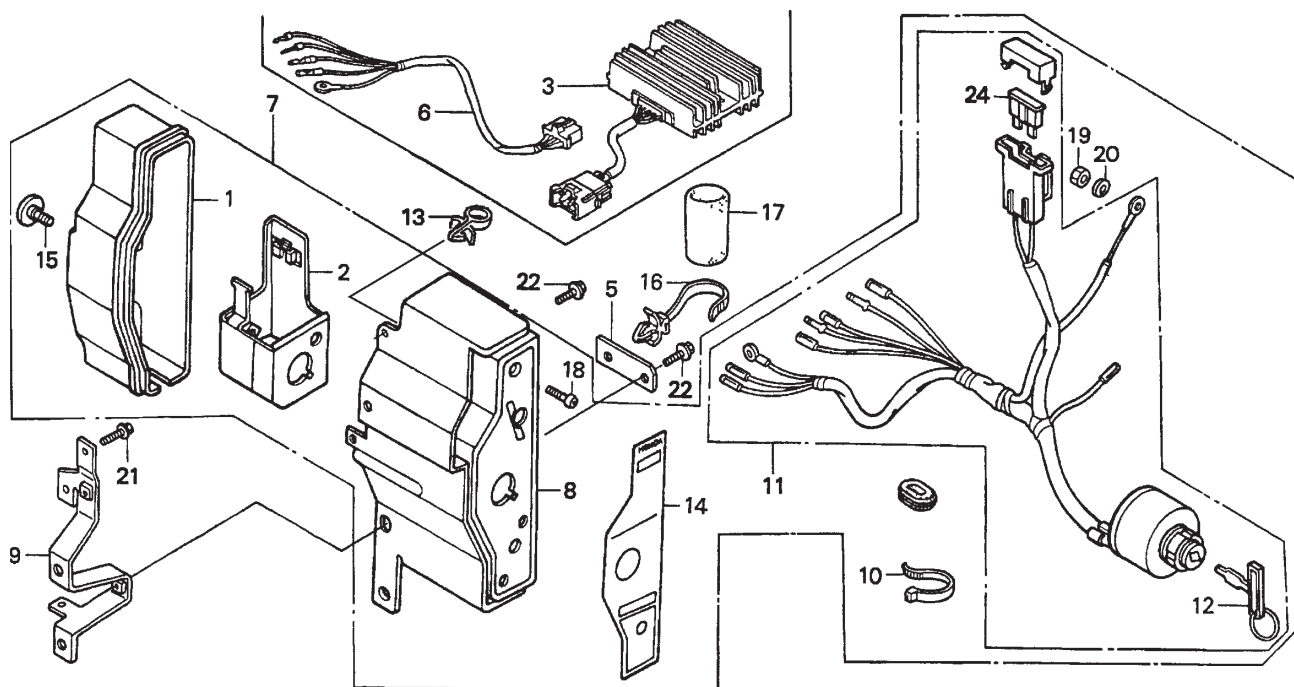
HONDA GX620TXF2 ENGINE — CONTROL ASSY.

CONTROL ASSY.

<u>NO</u>	<u>PART NO</u>	<u>PART NAME</u>	<u>QTY.</u>	<u>REMARKS</u>
1	16263ZE3790	JOINT, ROD	1	
3	16500ZJ1000	CONTROL ASSY.	1	INCLUDES ITEMS W/*
5	16534ZJ1000	SPRING, STARTER	1	
7	16550ZJ1000	ARM, GOVERNOR	1	
8	16555ZJ1000	ROD, GOVERNOR	1	
9*	16561ZG1000	SPRING GOVERNOR	1	
10	16561ZJ1000	SPRING, GOVERNOR	1	
11	16562ZJ1000	SPRING, THROTTLE RETURN	1	
12*	16570ZJ1000	LEVER CONTROL	1	
13*	16574ZE1000	SPRING, LEVER	1	
14*	16575ZH8000	WASHER, CONTROL LEVER	1	
16*	16578ZE1000	SPACER, CONTROL LEVER	1	
17*	16584883300	SPRING, CONTROL ADJUSTING	2	
22*	16628ZJ1000	ROD, CHOKE KNOB	1	
23	16649ZJ1000	HOLDER, CHOKE KNOB	1	
24*	17951ZG1000	KNOB, CHOKE	1	
25	90013883000	BOLT, FLANGE (6X12)	2	
26	90015ZE3790	BOLT, GOVERNOR ARM	1	
27*	90114SA0000	NUT, SELF-LOCK (6MM)	2	
30*	93500050120H	SCREW, PAN 5X12	2	
31*	93500050250H	SCREW, PAN 5X25	2	
34*	94001050000S	NUT, HEX 5MM	1	
35	9405006000	NUT, FLANGE 6MM	1	

HONDA GX620TXF2 ENGINE — CONTROL BOX ASSY.

CONTROL BOX ASSY.



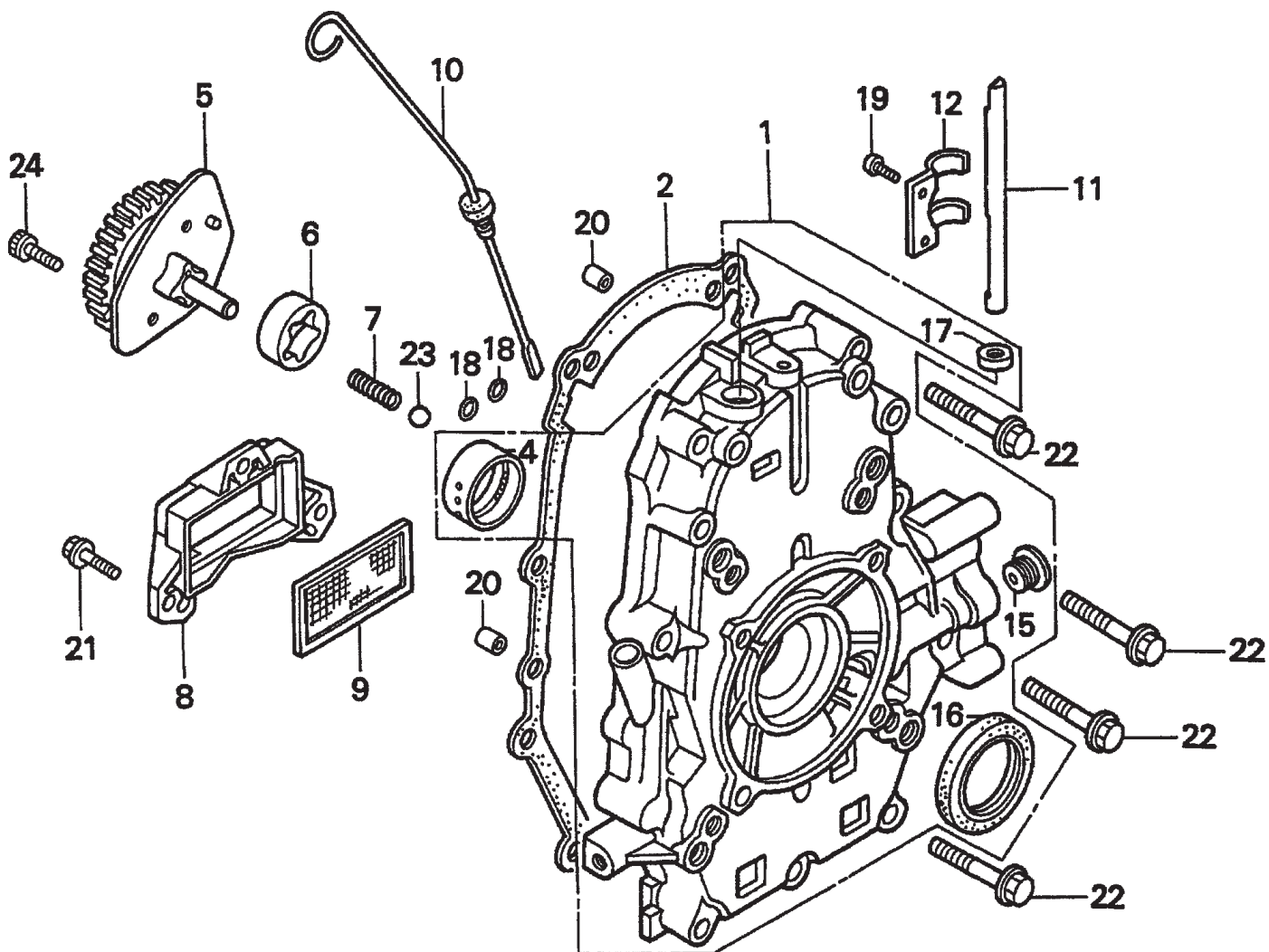
HONDA GX620TXF2 ENGINE — CONTROL BOX ASSY.

CONTROL BOX ASSY.

<u>NO</u>	<u>PART NO</u>	<u>PART NAME</u>	<u>QTY.</u>	<u>REMARKS</u>
1*	31612ZE2003	CASE, CONTROL	1	
2*	31614ZE2003	BRACKET, CASE MOUNTING	1	
3	31620ZG5003	RECTIFIER ASSY., REGULATOR 20A	1	
5	32103759000	BRACKET, WIRE HARNESS CLIP	1	
6	29153-501	SUB-WIRE HARNESS ASSY.	1	
7	32340ZJ1812	BOX ASSY., CONTROL	1	INCLUDES ITEMS W/*
8*	32345ZJ1811	PANEL, CONTROL	1	
9	29054-001	STAY, CONTROL BOX	1	
10*	32902892003	BAND	1	
11*	35100ZJ1812	SWITCH ASSY., COMBINATION	1	INCLUDES ITEMS W/#
12*#	35111880003	KEY	2	
13	36103ZE1000	HOLDER, STOP SWITCH WIRE	1	
14*	87529ZE2860	MARK, CONTROL BOX	1	
		EXTERNAL-REGULATOR		
15	90380MA6010	SCREW, SPECIAL 6X12	1	
16	90676SA8003	BAND, WIRE HARNESS 150MM BLUE	1	
17	91408ZJ1810	TUBE, CORD 30MM	1	
18*	93500040120H	SCREW, PAN 4X12	1	
19	94001043900S	NUT, HEX 4MM NOT AVAILABLE	1	
20	9411104800	WASHER, SPRING 4MM	1	
21	957010601000	BOLT, FLANGE, 6X10	1	
22	957010601200	BOLT FLANGE, 6X12	2	
24*#	9820032500	FUSE, BLADE, 25A	1	

HONDA GX620TXF2 ENGINE — CRANKCASE COVER ASSY.

CRANKCASE COVER ASSY.



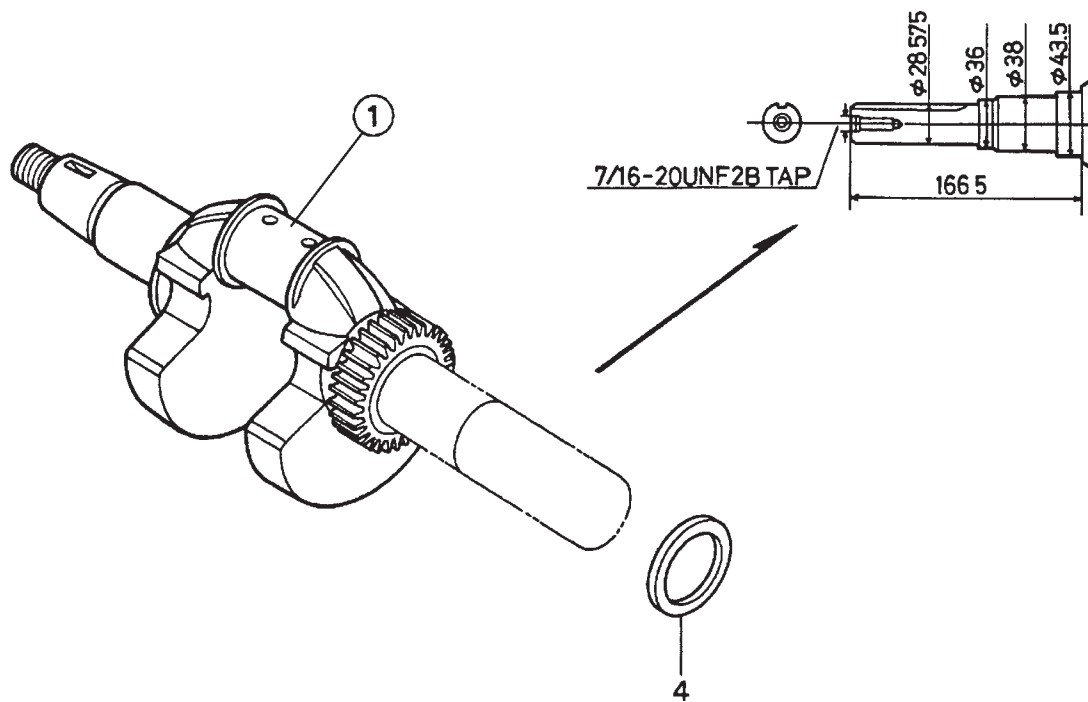
HONDA GX620TXF2 ENGINE — CRANKCASE COVER ASSY.

CRANKCASE COVER ASSY.

<u>NO</u>	<u>PART NO</u>	<u>PART NAME</u>	<u>QTY.</u>	<u>REMARKS</u>
1	11300ZJ1600	COVER ASSY., CRANKCASE	1	INCLUDES ITEMS W/*
2	11381ZJ1000	GASKET, CASE COVER	1	
4*	13321ZJ1000	BEARING A, MAIN OPTIONAL	1	SEE HONDA SERVICE MANUAL
4*	13322ZJ1000	BEARING B, MAIN OPTIONAL	1	SEE HONDA SERVICE MANUAL
4*	13323ZJ1000	BEARING C, MAIN OPTIONAL	1	SEE HONDA SERVICE MANUAL
5	15120ZJ1000	COVER ASSY., OIL PUMP	1	
6	15124ZJ1003	ROTOR, OIL PUMP OUTER	1	
7	15232ZJ1000	SPRING, RELIEF VALVE	1	
8	15348ZJ1000	COVER, OIL FILTER	1	
9	15427ZJ1000	SCREEN, OIL FILTER	1	
10	15655ZJ1000	DIPSTICK, OIL	1	
11	16541ZJ1000	SHAFT, GOVERNOR ARM	1	
12	16542ZJ1000	FORK, GOVERNOR	1	
15*	90007ZG8300	BOLT, SEARLING	1	
16*	91201ZJ1003	OIL, SEAL 38X58X11	1	
17*	91259VM0000	OIL, SEAL 10X16X4.5	1	
18	91302MB6830	O-RING 13X3.0	2	
19	93500050100A	SCREW, PAN 5X10	2	
20	9430108140	PIN A, DOWEL 8X14	2	
21	957010602000	BOLT, FLANGE 6X20	3	
22	957010805000	BOLT, FLANGE 8X50	9	
23	9621112000	BALL, STEEL #12, 3/8	1	
24	966000601600	BOLT, SOCKET 6X16	2	

HONDA GX620TXF2 ENGINE — CRANKSHAFT ASSY.

CRANKSHAFT ASSY.



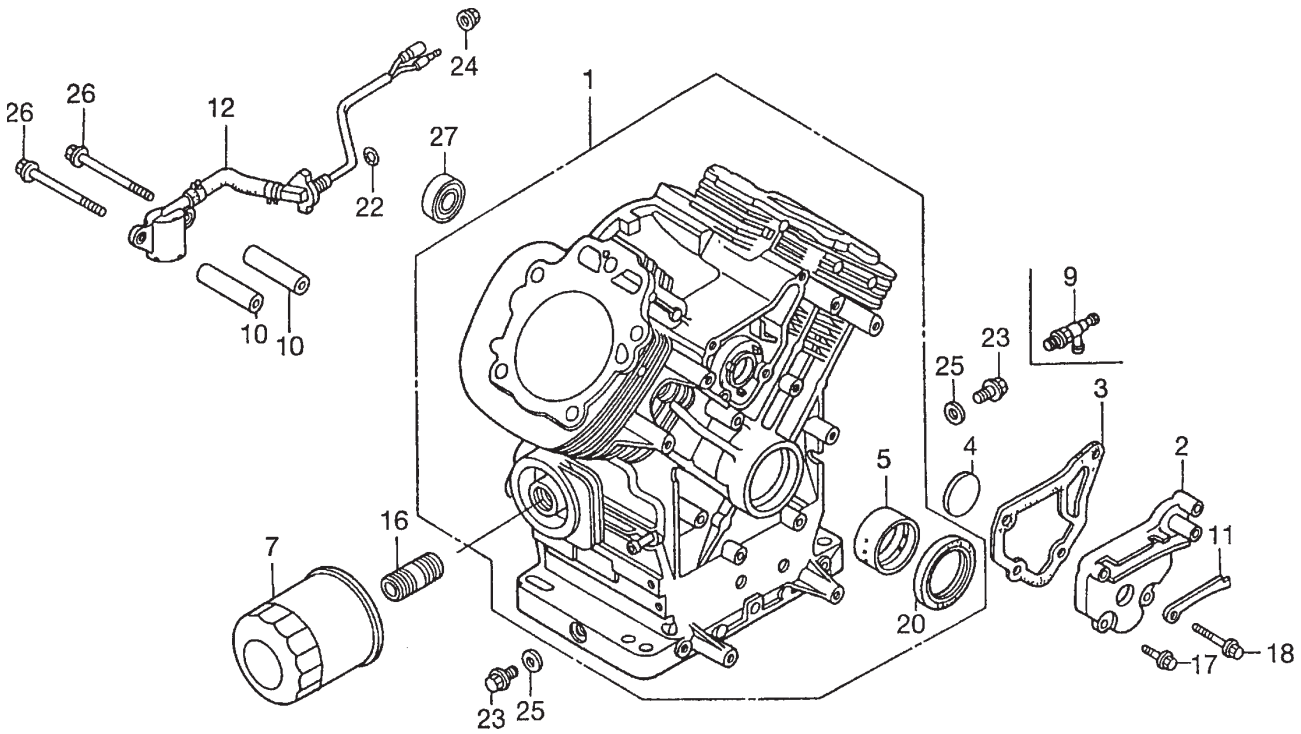
HONDA GX620TXF2 ENGINE — CRANKSHAFT ASSY.

CRANKSHAFT ASSY.

<u>NO</u>	<u>PART NO</u>	<u>PART NAME</u>	<u>QTY.</u>	<u>REMARKS</u>
1	13310ZJ0U60	CRANKSHAFT, T-TYPE	1	
4	90401ZJ1000	WASHER, CRANKSHAFT THRUST	1	

HONDA GX620TXF2 ENGINE — CYLINDER BARREL ASSY.

CYLINDER BARREL ASSY.



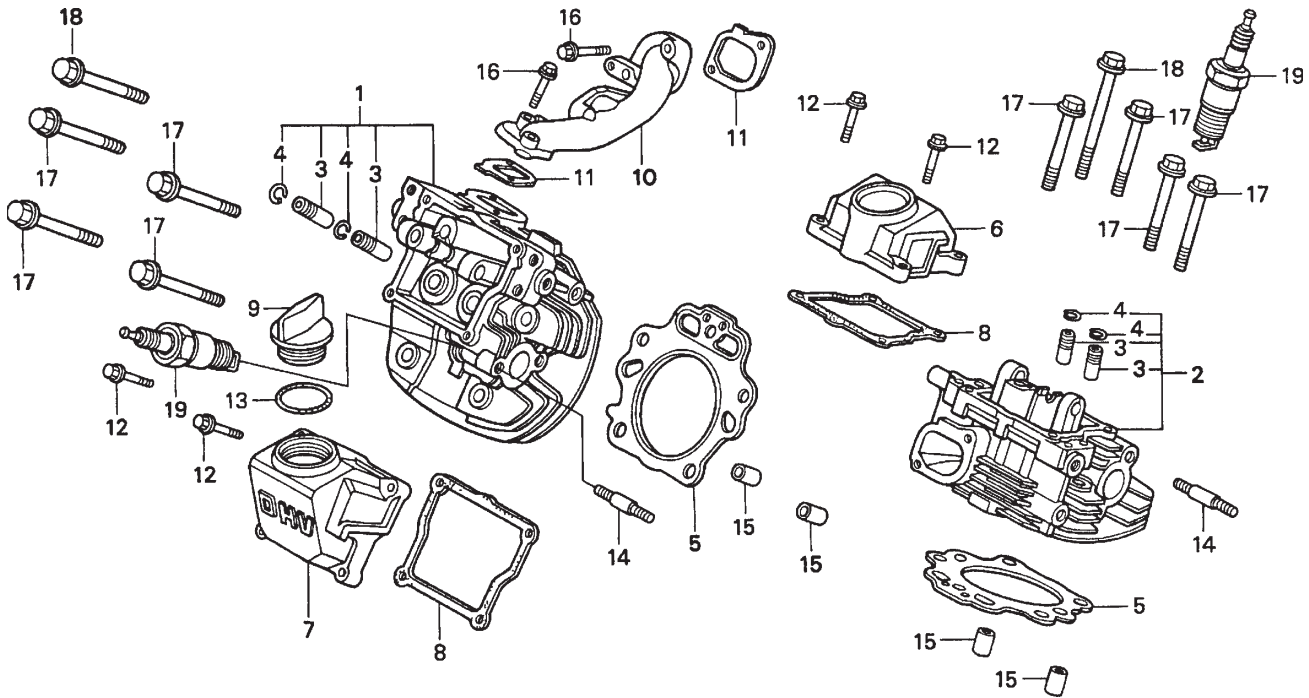
HONDA GX620TXF2 ENGINE — CYLINDER BARREL ASSY.

CYLINDER BARREL ASSY.

<u>NO</u>	<u>PART NO</u>	<u>PART NAME</u>	<u>QTY.</u>	<u>REMARKS</u>
1	12000ZJ1810	CYLINDER ASSY.	1	INCLUDES ITEMS W/*
2	12356ZJ1000	COVER, BREATHER	1	
3	12358ZJ1000	GASKET, BREATHER COVER	1	
4	12372ZE2300	VALVE, BREATHER	1	
5*	13321ZJ1000	BEARING A, MAIN, OPTIONAL	1	SEE HONDA SERVICE MANUAL
5*	13322ZJ1000	BEARING B, MAIN, OPTIONAL	1	SEE HONDA SERVICE MANUAL
5*	13323ZJ1000	BEARING C, MAIN OPTIONAL	1	SEE HONDA SERVICE MANUAL
7	15400POH305PE	FILTER, OIL	1	
9	15558ZJ1010AH	VALVE, DRAIN 14X1.5 OPTIONAL	1	
10	25523VD6010	COLLAR, FILTER SETTING	2	
11	31511ZJ1000	CLAMP, WIRE	1	
12	35480ZJ1812	SWITCH ASSY., OIL LEVEL	1	
16	90018PN3000	HOLDER, OIL FILTER	1	
17	90029888000	BOLT, FLANGE 6X16	2	
18	90031ZE1000	BOLT, FLANGE 6X32	2	
20*	91201ZJ1003	OIL SEAL, 38X58X11	1	
22	91353671003	O-RING, 13.5X1.5, ARAI	1	
23	9280014000	BOLT, DRAIN PLUG, 14MM	2	
24	9405010000	NUT, FLANGE 10MM	1	
25	9410914000	WASHER, DRAIN PLUG	2	
26	957010607509	BOLT, FLANGE 6X75	2	
27	961406003010	BEARING, RADIAL BALL 6003	1	

HONDA GX620TXF2 ENGINE — CYLINDER HEAD ASSY.

CYLINDER HEAD ASSY.



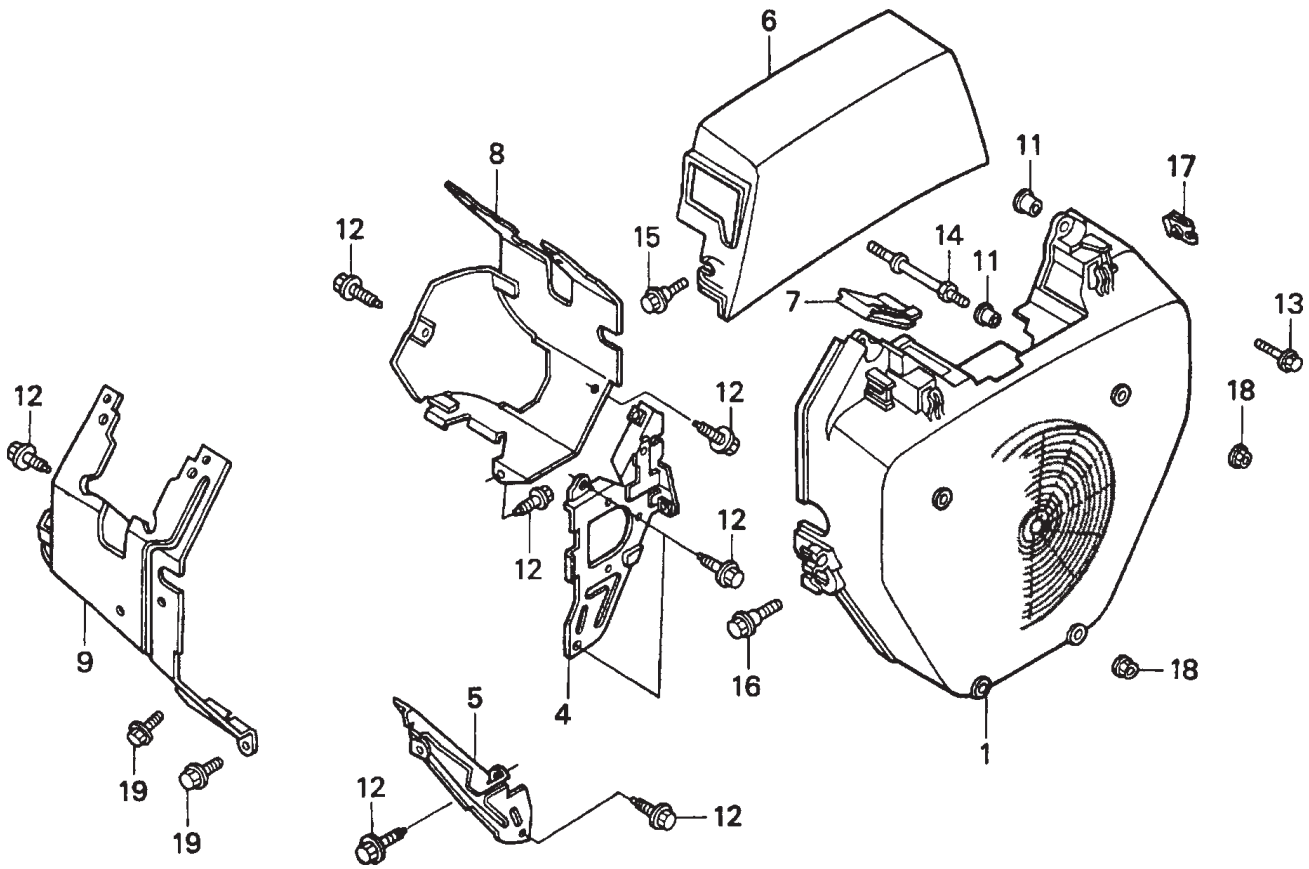
HONDA GX620TXF2 ENGINE — CYLINDER HEAD ASSY.

CYLINDER HEAD ASSY.

<u>NO</u>	<u>PART NO</u>	<u>PART NAME</u>	<u>QTY.</u>	<u>REMARKS</u>
1	12210ZJ1000	CYLINDER HEAD, R.	1	INCLUDES ITEMS W/*
2	12220ZJ1000	CYLINDER HEAD, L.	1	INCLUDES ITEMS W/*
3*	12205ZE2305	GUIDE, EX. VALVE OS OPTIONAL	4	
4*	12216ZE2300	CLIP, VALVE GUIDE	4	
5	12251ZJ1003	GASKET, CYLINDER HEAD	2	
6	12311ZJ1000	COVER, HEAD	1	
7	12314ZJ1000	COVER, HEAD FILLER	1	
8	1239ZJ1000	GASKET, HEAD COVER	2	
9	15611921000	CAP, OIL	1	
10	17101ZJ1000	MANIFOLD, IN	1	
11	17151ZJ1003	GASKET, IN. MANIFOLD	2	
12	90121ZJ1000	BOLT, FLANGE 6X25, CT200	8	
13	91301805000	O-RING 26X2.7	1	
14	92900080250B	BOLT, STUD 8X254	4	
15	9430112200	PIN A, DOWEL 12X20	4	
16	957010603200	BOLT, FLANGE 6X32	4	
17	957011007500	BOLT, FLANGE 10X75	8	
18	957011013000	BOLT, FLANGE 10X130	2	
19	9807956846	SPARK PLUG, BPR6ES NGK	2	

HONDA GX620TXF2 ENGINE — FAN COVER ASSY.

FAN COVER ASSY.



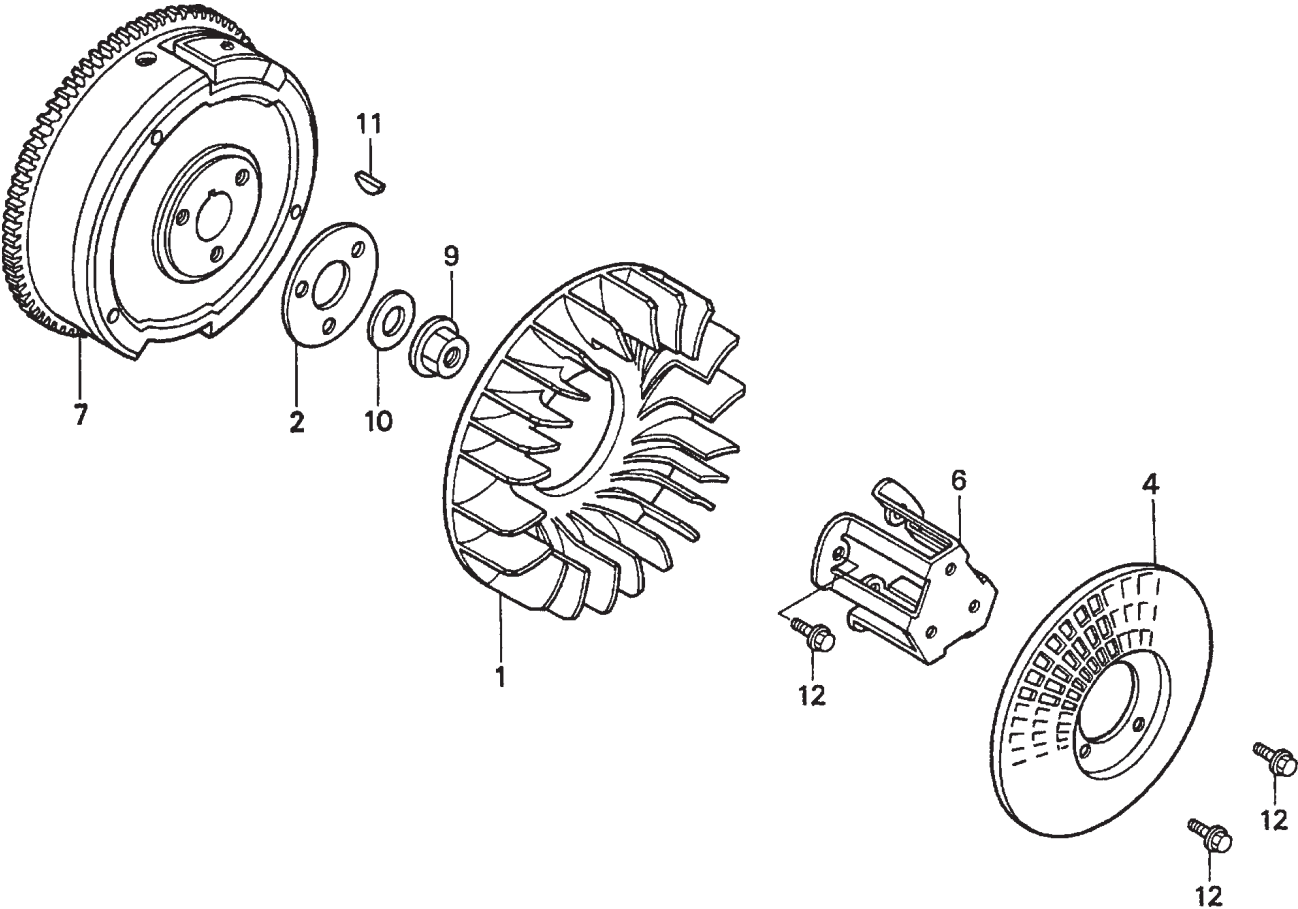
HONDA GX620TXF2 ENGINE — FAN COVER ASSY.

FAN COVER ASSY.

<u>NO</u>	<u>PART NO</u>	<u>PART NAME</u>	<u>QTY.</u>	<u>REMARKS</u>
1	19611ZJ1000ZB	COVER, FAN R8, BRIGHT RED	1	
4	19612ZJ1000	PLATE, R SIDE	1	
5	19641ZJ1000	PLATE, L SIDE	1	
6	19615ZJ0U60	HOOD, FAN COVER	1	
6	19615ZJ0U70	HOOD, FAN COVER	1	
7	19618ZJ0U70	PLUG, FAN COVER HOLE	1	
8	19631ZJ1000	SHROUD, R.	1	
9	19632ZJ1000	SHROUD, L.	1	
11	33713GC2000	COLLAR B, TAILLIGHT	6	
12	90013883000	BOLT, FLANGE 6X12, CT200	8	
13	90018ZE1000	BOLT, FLANGE 6X23	2	
14	90042ZJ1000	BOLT, STUD 6X75	4	
15	90104GF6000	BOLT, FLANGE 6X20	2	
16	90113GE4000	BOLT, FLANGE 6MM, BLACK	2	
17	90320MM5000	NUT, SPRING 6MM	2	
18	9405006000	NUT, FLANGE 6MM	4	
19	957010600800	BOLT, FLANGE 6X8	2	

HONDA GX620TXF2 ENGINE — FLYWHEEL ASSY.

FLYWHEEL ASSY.



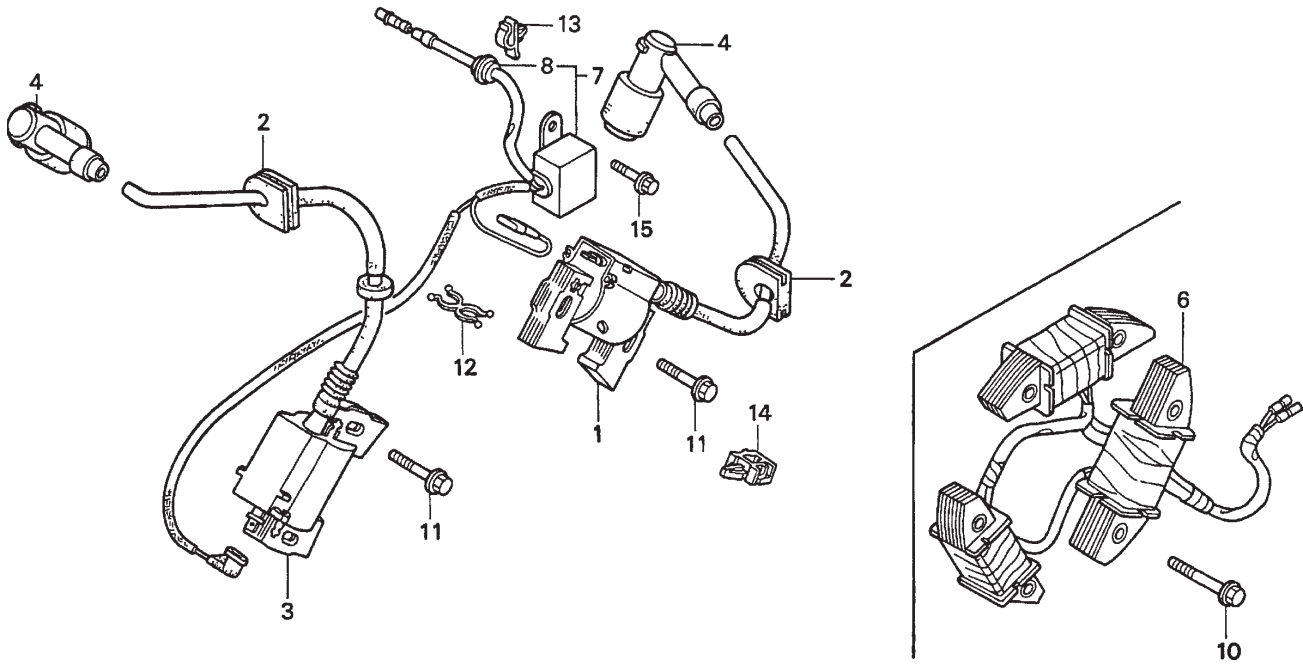
HONDA GX620TXF2 ENGINE — FLYWHEEL ASSY.

FLYWHEEL ASSY.

<u>NO</u>	<u>PART NO</u>	<u>PART NAME</u>	<u>QTY.</u>	<u>REMARKS</u>
1	19511ZJ1000	FAN, COOLING	1	
2	19513ZJ1000	PLATE, COOLING FAN START	1	
4	28452ZJ1811	GRID, SCREEN P.T.O.	1	
6	28454ZJ1801	HOLDER, SCREEN GRID OPTIONAL	1	
7	31110ZJ1801	FLYWHEEL	1	
9	90201ZG3000	NUT, FLANGE 20MM	1	
10	90401ZG3000	WASHER, 20MM	1	
11	90741ZE2000	KEY, SPECIAL WOODRUFF 25X18	1	
12	957010801600	BOLT, FLANGE 8X16	4	

HONDA GX620TXF2 ENGINE — IGNITION COIL ASSY.

IGNITION COIL ASSY.



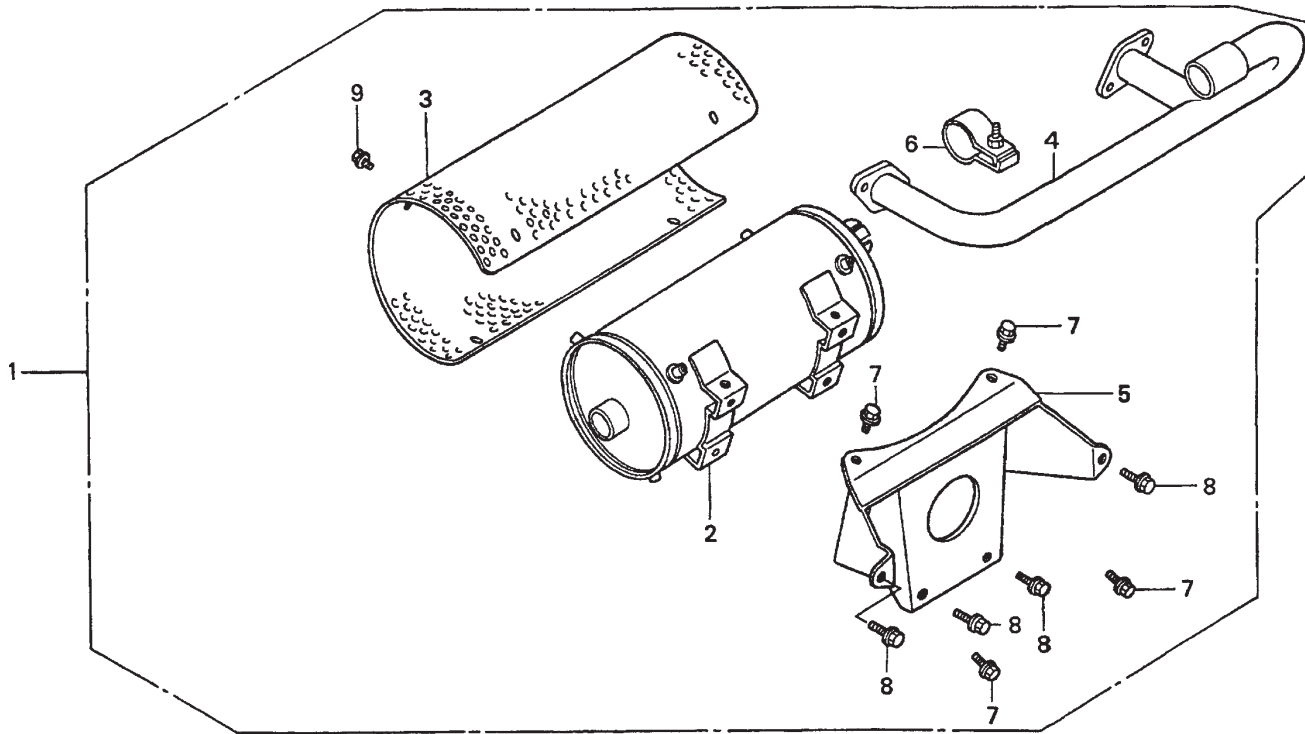
HONDA GX620TXF2 ENGINE — IGNITION COIL ASSY.

IGNITION COIL ASSY.

<u>NO</u>	<u>PART NO</u>	<u>PART NAME</u>	<u>QTY.</u>	<u>REMARKS</u>
1	30500ZJ1013	COIL ASSY., R. IGNITION	1	
2	30518ZJ1000	GROMMET, IGNITION WIRE	2	
3	30550ZJ1013	COIL ASSY., L. IGNITION	1	
4	30700ZJ1003	CAP ASSY., NOISE SUPPRESSOR	2	
6	31630ZJ1801	COIL ASSY., CHARGHE	1	
7	31740ZJ1003	DIODE ASSY., ENGINE STOP	1	INCLUDES ITEMS W/*
8*	63312ZA7000	GROMMET, TOOL	1	
10	90031ZE1000	BOLT, FLANGE 6X32	6	
11	90121952000	BOLT, FLANGE 6X25	2	
12	90658SA0003	CLIP, WIRE HARNESS	1	
13	90673GJ5003	CLIP, CORD	1	
14	915047540003	CLIP, WIRE HARNESS	1	
15	957010600800	BOLT, FLANGE 6X8	1	

HONDA GX620TXF2 ENGINE — MUFFLER ASSY.

MUFFLER ASSY.



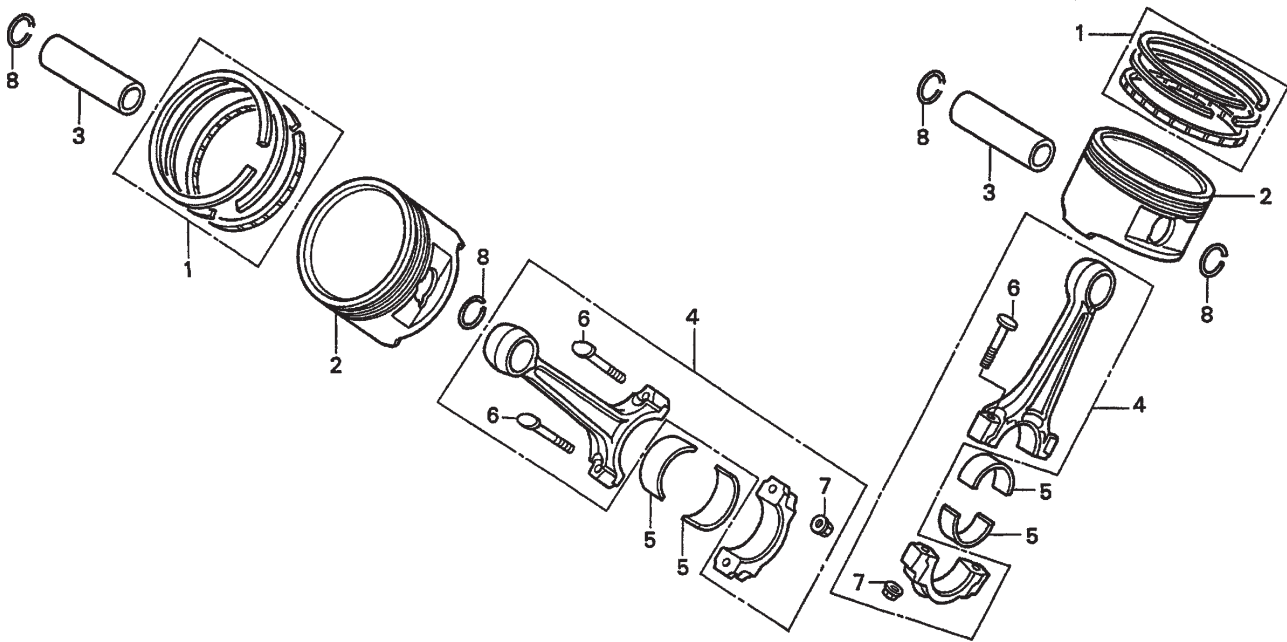
HONDA GX620TXF2 ENGINE — MUFFLER ASSY.

MUFFLER ASSY.

<u>NO</u>	<u>PART NO</u>	<u>PART NAME</u>	<u>QTY.</u>	<u>REMARKS</u>
1	06183ZJ1821	MUFFLER KIT, HIGH-B OPTIONAL.....	1	INCLUDES ITEMS W/*
2*	18310ZJ1003	MUFFLER, HIGH OPTIONAL	1	
3*	18321ZJ1003	PROTECTOR, MUFF., HIGH OPTIONAL	1	
4*	18330ZJ1600	PIPE, EX. HIGH-L OPTIONAL	1	
5*	18338ZJ1003	STAY, MUFFLER, HIGH OPTIONAL	1	
6*	18396ZJ1003	BAND ASSY. OPTIONAL	1	
7*	957010600800	BOLT, FLANGE 6X8 OPTIONAL	6	
8*	957010801400	BOLT, FLANGE 8X14 OPTIONAL	4	
9*	957010802000	BOLT, FLANGE 8X20 OPTIONAL	4	

HONDA GX620TXF2 ENGINE — PISTON AND CONNECTING ROD ASSY.

PISTON & CONNECTING ROD ASSY.



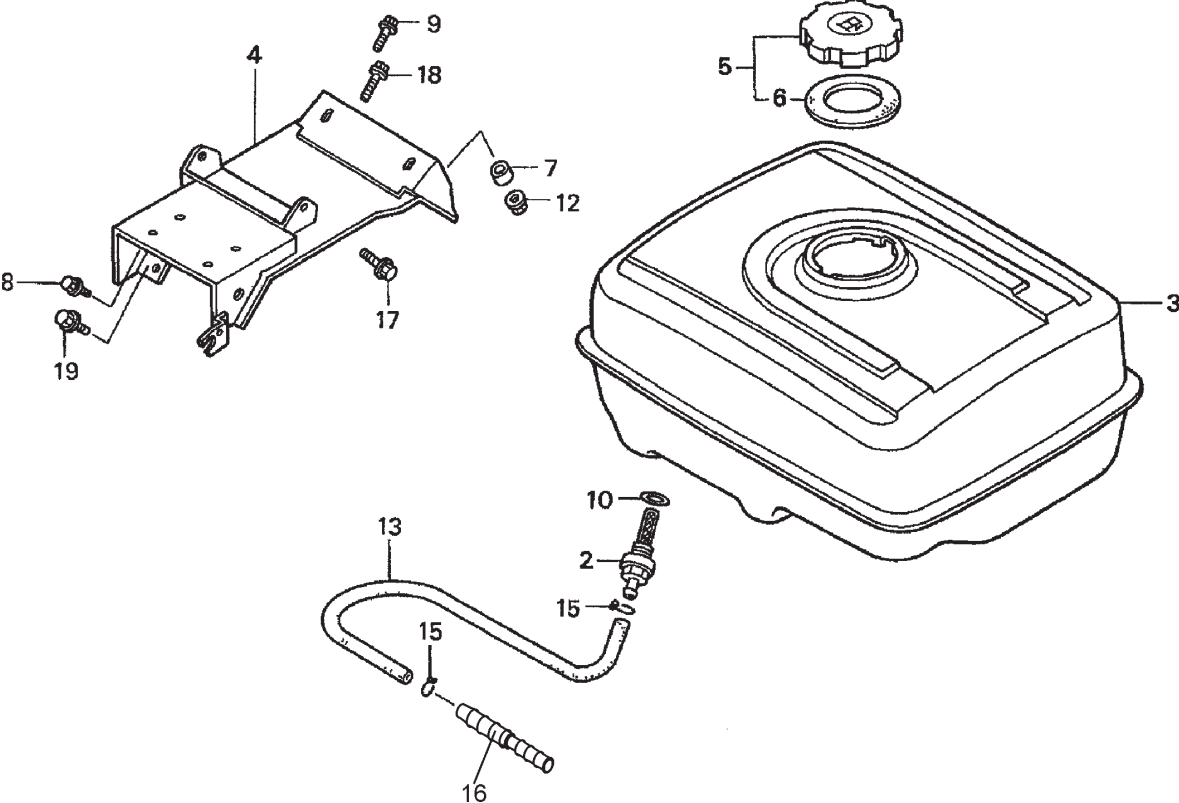
HONDA GX620TXF2 ENGINE — PISTON AND CONNECTING ROD ASSY.

PISTON & CONNECTING ROD ASSY.

<u>NO</u>	<u>PART NO</u>	<u>PART NAME</u>	<u>QTY.</u>	<u>REMARKS</u>
1	13010ZE8601	RING SET, PISTON STANDARD	2	
1	13011ZE8601	RING SET, PISTON OS 0.25	2	OPTIONAL
1	13012ZE8601	RING SET, PISTON OS .050	2	OPTIONAL
1	13013ZE8601	RING SET, PISTON OS .075	2	OPTIONAL
2	13101ZJ1000	PISTON	2	
2	13102ZJ1000	PISTON, OS 0.25	2	OPTIONAL
2	13103ZJ1000	PISTON, OS 0.50	2	OPTIONAL
2	13104ZJ1000	PISTON, OS .075	2	OPTIONAL
3	13111ZJ1000	PIN, PISTON	2	
4	13210ZJ1000	ROD SET, CONNECTING	2	INCLUDES ITEMS W/*
5	13211ZJ1003	BEARING A, CONNECTING ROD BLUE	4	
5	13212ZJ1003	BEARING B, CONNECTING ROD BLACK	4	
5	13213ZJ1003	BEARING C, CONNECTING ROD BROWN	4	
5	13214ZJ1003	BEARING D, CONNECTING ROD GREEN	4	
5	13215ZJ1003	BEARING E, CONNECTING ROD YELLOW	4	
5	13216ZJ1003	BEARING F, CONNECTING ROD PINK	4	
5	13217ZJ1003	BEARING G, CONNECTING ROD RED	4	
6*	13213ML0000	BOLT, CONNECTING ROD	4	
7*	1312KM3000	NUT, CONNECTING ROD	4	
8	90551ZE1000	CLIP, PISTON PIN 18MM	4	

HONDA GX620TXF2 ENGINE — FUEL TANK ASSY.

FUEL TANK ASSY.



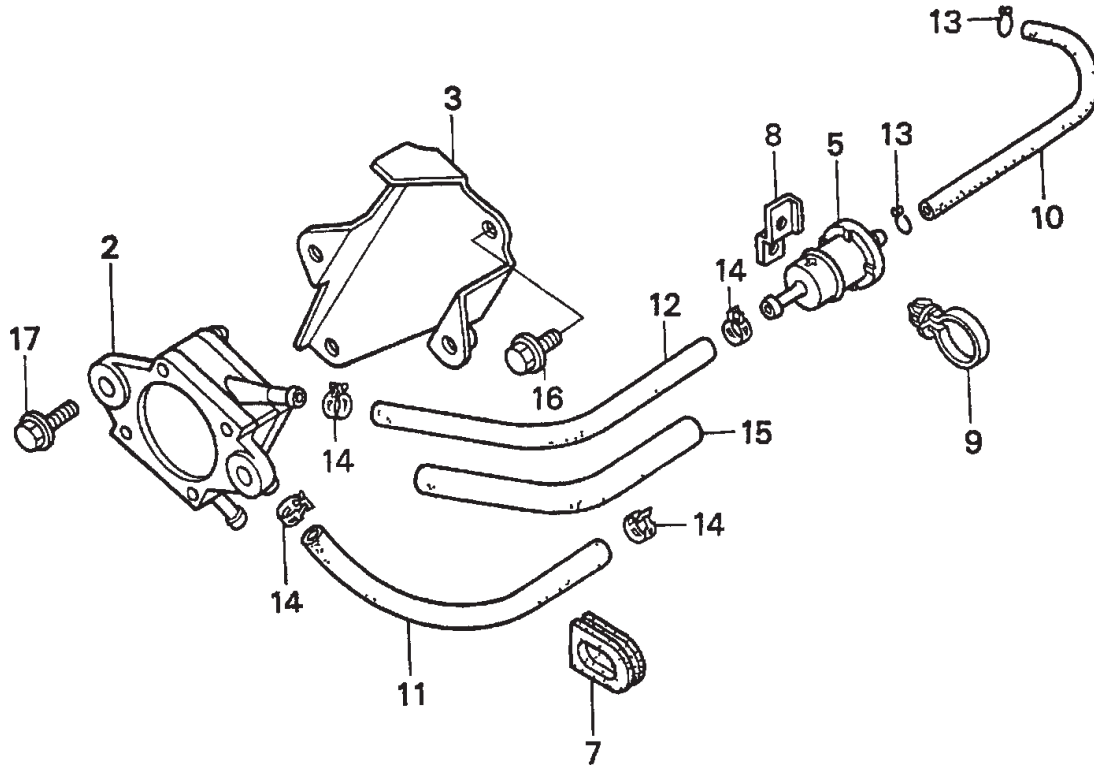
HONDA GX620TXF2 ENGINE — FUEL TANK ASSY.

FUEL TANK ASSY.

<u>NO</u>	<u>PART NO</u>	<u>PART NAME</u>	<u>QTY.</u>	<u>REMARKS</u>
2	15282	JOINT, FUEL TANK	1	
3	17510ZE3010ZB	FUEL TANK	1	
4	17560ZJ0U70	SUPPORT, FUEL TANK	1	
5	17620ZH7023	CAP, FUEL	1	
6	17631ZH7023	GASKET, FUEL FILLER CAP	1	
7	29219-001	COLLAR, FR. ENGINE HANGER	1	
8	90018ZE1000	BOLT, FLANGE (6X23)	1	
9	90022888010	BOLT, FLANGE (6X20)	1	
10	15229	O-RING (13.5X1.5)	1	
12	9405008000	NUT, FLANGE	2	
13	6004	HOSE, 3/16"	1 FT.	
15	22994-010	CLIP, HOSE	2	
16	29066-001	REDUCER	1	
17	957010801600	BOLT, FLANGE (8X16)	2	
18	957010802500	BOLT, FLANGE (8X25)	2	
19	957010803000	BOLT, FLANGE (8X30)	2	

HONDA GX620TXF2 ENGINE — FUEL PUMP ASSY.

FUEL PUMP ASSY.



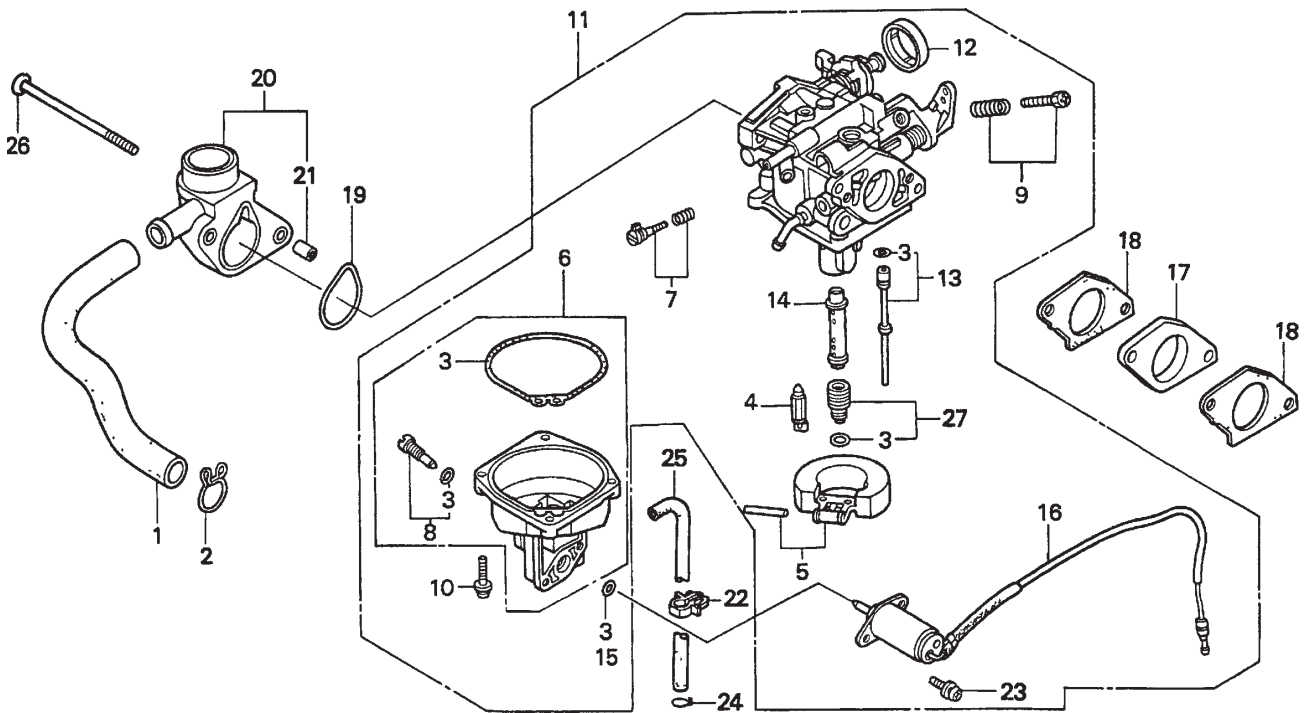
HONDA GX620TXF2 ENGINE — FUEL PUMP ASSY.

FUEL PUMP ASSY.

<u>NO</u>	<u>PART NO</u>	<u>PART NAME</u>	<u>QTY.</u>	<u>REMARKS</u>
2	16700ZJ1003	PUMP ASSY., FUEL	1	
3	16711ZJ1800	STAY, FUEL PUMP	1	
5	16910ZE8015	FILTER, FUEL	1	
7	19905ZA8701	GROMMET, WIRE	1	
8	35806752630	BASE, CLIP	1	
9	90617SA0003	CLIP, WIRE HARNESS	1	
10	950014500360M	BULK HOSE, FUEL 4.5X3000 X 4.5X110	1	
11	950015500840M	BULK HOSE, FUEL 5.5X8000 X 5.5X195	1	
12	950015500840M	BULK HOSE, FUEL 5.5X8000 X 5.5X215	1	
13	9500202080	CLIP, TUBE B8	2	
14	950024105008	CLIP, TUBE 10.5MM	4	
15	950033600310M	BULK HOSE, VINYL 11X13X3000 X 11X13X160	1	
16	957010600800	BOLT, FLANGE 6X8	2	
17	957010601400	BOLT, FLANGE 6X14	2	

HONDA GX620TXF2 ENGINE — CARBURETOR ASSY.

CARBURETOR ASSY.



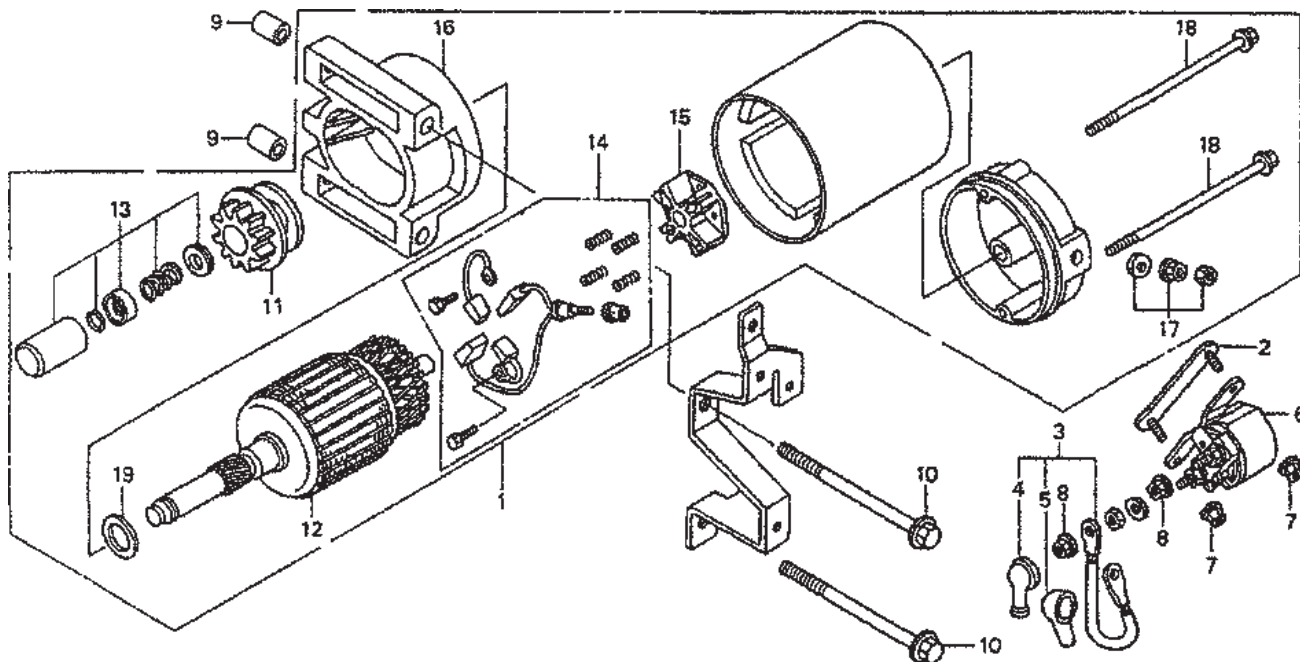
HONDA GX620TXF2 ENGINE — CARBURETOR ASSY.

CARBURETOR ASSY.

<u>NO</u>	<u>PART NO</u>	<u>PART NAME</u>	<u>QTY.</u>	<u>REMARKS</u>
1	12357ZJ1000	TUBE, BREATHER	1	
2	15772551000	CLIP, BREATHER TUBE	1	
3*#	16010ZG8000	GASKET SET	1	
4*	16011382004	VALVE SET, FLOAT	1	
5*	16013ZV4005	FLOAT SET	1	
6*	16015ZJ1000	CHAMBER SET, FLOAT	1	INCLUDES ITEMS W/#
7*	16016ZJ1010	SCREW SET	1	
8*#	16024124760	SCREW SET, DRAIN	1	
9*	16028ZG8000	SCREW SET	1	
10*	16081ZV4650	SCREW WASHER	4	
11	16100ZJ1023	CARBURETOR ASSY., BG224A C	1	INCLUDES ITEMS W/*
12*	161748141881	CAP, CHOKE LEVER DUST	1	
13*	16150ZJ1010	JET SET, #45	1	
14*	16166ZJ1010	NOZZLE, MAIN	1	
15*	16178548004	O-RING, 5.8X1.9	1	
16*	16200ZJ1003	VALVE ASSY., SOLENOID	1	
17	16211ZJ1000	INSULATOR, CARBURETOR	1	
18	16221ZG8000	GASKET, CARBURETOR	2	
19	17228ZG8003	GASKET, AIR CLEANER	1	
20	17410ZJ1000	ELBOW, AIR CLEANER	1	INCLUDES ITEMS W/+
21+	19024ZA0000	COLLAR, DISTANCE	2	
22	90682959661	CLIP B, CABLE	1	
23*	938920501208	SCREW WASHER, 5X12	2	
24	9500202080	CLIP, TUBE B8	1	
25	950054500120M	BULK HOSE, VAC. 4.5X1000 X 4.5X460	1	
26	958010610508	BOLT, FLANGE 6X105	2	
27	99201ZG80900	JET SET, MAIN #90	1	OPTIONAL
27	99201ZG80920	JET SET, MAIN #92	1	OPTIONAL
27*	99201ZG80950	JET SET, MAIN #95	1	

HONDA GX620TXF2 ENGINE — STARTER MOTOR ASSY.

STARTER MOTOR ASSY.



HONDA GX620TXF2 ENGINE — STARTER MOTOR ASSY.

STARTER MOTOR ASSY.

<u>NO</u>	<u>PART NO</u>	<u>PART NAME</u>	<u>QTY.</u>	<u>REMARKS</u>
1	31200ZJ1004	MOTOR ASSY., STARTER	1	INCLUDES ITEMS W/*
2	31243ZJ1800	BRACKET, STARTER MAGNETIC SETTING ...	1	INCLUDES ITEMS W/+
3	32402ZJ1810	CABLE, MAGNET SWITCH	1	
4+	32411KB9930	COVER A. MAGNETIC SWITCH	1	
5+	32411402000	COVER, STARTER MOTOR TERMINAL	1	
6	35850ZJ1811	SWITCH ASSY., STARTER MAGNETIC	1	
7	94050060000	NUT, FLANGE 6MM	2	
8+	9407006080	NUT, WASHER 6MM	2	
9	9430110120	PIN, DOWEL 10X12	2	
10	957010811000	BOLT, FLANGE 8X110	2	
11*	31213ZJ1004	GEAR SET, PINION	1	
12*	31217ZJ1004	ARMATURE	1	
13*	31225ZJ1004	STOPPER SET, PINION	1	
14*	31226ZJ1004	BRUSH SET	1	
15*	31231ZJ1004	HOLDER, BRUSH	1	
16*	31235ZJ1004	BRACKET, FR.	1	
17*	31237ZJ1004	NUT SET, TERMINAL	1	
18*	31281ZJ1004	BOLT, THROUGH	2	
19*	90407ZJ1004	WASHER, THRUST	1	

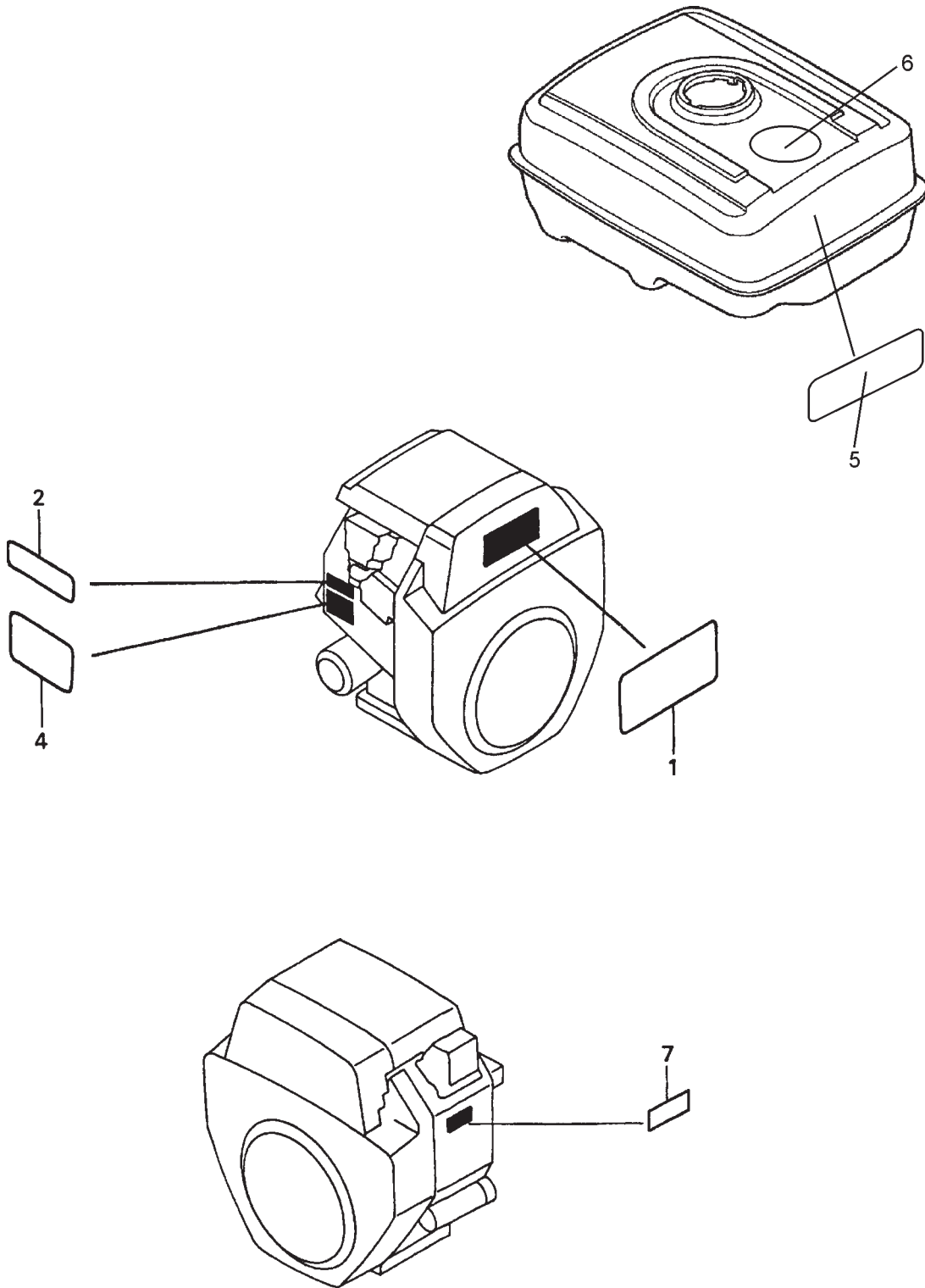
HONDA GX620TXF2 ENGINE — GASKET KIT ASSY.

GASKET KIT ASSY.

<u>NO</u>	<u>PART NO</u>	<u>PART NAME</u>	<u>QTY.</u>	<u>REMARKS</u>
1	061A1ZJ1000	GASKET KIT	1	INCLUDES ITEMS W/*
2*	12251ZJ1003	GASKET, CYLINDER HEAD	2	
3*	12358ZJ1000	GASKET, BREATHER COVER	1	
4*	12391ZJ1000	GASKET, HEAD COVER	2	
5*	16221ZG8000	GASKET, CARBURETOR	2	
6*	171541ZJ1003	GASKET, IN. MANIFOLD	2	
7*	17228ZG8003	GASKET, AIR CLEANER	1	
8*	18333ZJ1000	GASKET, EX. PIPE	2	
9*	91301805000	O-RING, 26X2.7	1	

HONDA GX620TXF2 ENGINE — LABEL ASSY.

LABEL ASSY.



LABEL ASSY.

<u>NO</u>	<u>PART NO</u>	<u>PART NAME</u>	<u>QTY.</u>	<u>REMARKS</u>
1	87101ZJ1000	MARK, EMBLEM, GX620	1	
2	87152ZJ1000	LABEL, SPECIFICATION GX620	1	
4	87522ZJ1000	LABEL, CAUTION	1	
5	22994-012	LABEL READ OWNER'S MANUAL	1	
6	22994-013	LABEL, GAS TANK (MATCH/FLAME)	1	
7	87532ZH8810	MARK, OIL ALERT(E)	1	